

AD-A062 062

STANFORD UNIV CALIF INST FOR PLASMA RESEARCH
THE EQUATORIAL ROTATION VELOCITY OF THE PHOTOSPHERE IS MEASURED--ETC(U)
OCT 78 L SVALGAARD, P H SCHERRER, J M WILCOX N00014-76-C-0207
SU-IPR-766 NL


F/G 3/1

UNCLASSIFIED

1 OF 1
AD
A062 062



END
DATE
FILMED
3--79
DDC



MICROCOPY RESOLUTION TEST CHART
NATIONAL BUREAU OF STANDARDS-1963-A

AD A062062

DDC FILE COPY

LEVEL *W*

B3

⑥ THE EQUATORIAL ROTATION VELOCITY OF THE PHOTOSPHERE IS MEASURED TO BE THE SAME AS SUNSPOTS.

by

⑩ L./Svalgaard, P.H./Scherrer, J.M./Wilcox

⑨ Technical rept.,

DDO
DEC 11 1978
RESERVE
F

⑮ Office of Naval Research
Contract *NO0014-76-C-0207*, *NAS5-24420*

National Aeronautics and Space Administration
Grant NGR 05-020-559
Contract NAS5-24420

and

National Science Foundation
Grant ATM77-20580

⑭ SUPR *[redacted]*-766

⑪ Oct *[redacted]* 78

This document has been approved for public release and sale; its distribution is unlimited.

⑫ *10 p.*

Reproduction in whole or in part is permitted for any purpose of the United States Government.



INSTITUTE FOR PLASMA RESEARCH
STANFORD UNIVERSITY, STANFORD, CALIFORNIA

332 630

UNCLASSIFIED

SECURITY CLASSIFICATION OF THIS PAGE (When Data Entered)

REPORT DOCUMENTATION PAGE		READ INSTRUCTIONS BEFORE COMPLETING FORM	
1. REPORT NUMBER SUIPR Report No. 766	2. GOVT ACCESSION NO.	3. RECIPIENT'S CATALOG NUMBER	
4. TITLE (and Subtitle) The Equatorial Rotation Velocity of the Photosphere is Measured to be the Same as Sunspots		5. TYPE OF REPORT & PERIOD COVERED Scientific; Technical	
7. AUTHOR(s) L. Svalgaard, P.H. Scherrer, J.M. Wilcox		6. PERFORMING ORG. REPORT NUMBER	
9. PERFORMING ORGANIZATION NAME AND ADDRESS Institute for Plasma Research Stanford University Stanford, California 94301		8. CONTRACT OR GRANT NUMBER(s) N00014-76-C-0207	
11. CONTROLLING OFFICE NAME AND ADDRESS Office of Naval Research Electronic Program Arlington, Virginia 22217		10. PROGRAM ELEMENT, PROJECT, TASK AREA & WORK UNIT NUMBERS	
14. MONITORING AGENCY NAME & ADDRESS (if diff. from Controlling Office)		12. REPORT DATE October 1978	13. NO. OF PAGES 7
		15. SECURITY CLASS. (of this report) Unclassified	
		15a. DECLASSIFICATION/DOWNGRADING SCHEDULE	
16. DISTRIBUTION STATEMENT (of this report) This document has been approved for public release and sale; its distribution is unlimited.			
17. DISTRIBUTION STATEMENT (of the abstract entered in Block 20, if different from report)			
18. SUPPLEMENTARY NOTES			
19. KEY WORDS (Continue on reverse side if necessary and identify by block number) Solar Rotation Scattered Light Photosphere			
20. ABSTRACT (Continue on reverse side if necessary and identify by block number) The equatorial rotation rate of the photosphere was measured at the Stanford Solar Observatory during 1976-1978 using spectroscopic data. The following points are made: 1) Scattered light has a large influence and must be taken into account properly; 2) When this is done we find that the rotation rate from Doppler shifts agrees very well with the rate found for sunspots, and 3) Short-term fluctuations in rotation rate (i.e., from day to day) are less than ± 15 m/s and are thus within observational errors.			

78 11 30 011

THE EQUATORIAL ROTATION VELOCITY OF THE
PHOTOSPHERE IS MEASURED TO BE THE
SAME AS SUNSPOTS

by

L. Svalgaard, P.H. Scherrer, J.M. Wilcox
Institute for Plasma Research
Stanford University
Stanford, California U.S.A.

Office of Naval Research
Contract N00014-76-C-0207

National Aeronautics and Space Administration
Grant NGR 05-020-559
Contract NAS5-24420

National Science Foundation
Grant ATM77-20580

SUIPR Report No. 766

October 1978

Institute for Plasma Research
Stanford University
Stanford, California

Presented at: Workshop on Solar Rotation
Catania, Sicily, Italy
26-29 September 1978

ACCESSION for	
NTIS	White Section <input checked="" type="checkbox"/>
DDC	Buff Section <input type="checkbox"/>
UNANNOUNCED	<input type="checkbox"/>
JUSTIFICATION _____	
BY _____	
DISTRIBUTION/AVAILABILITY CODES	
Dist. Avail. and/or SPECIAL	
A	

THE EQUATORIAL ROTATION VELOCITY OF THE
PHOTOSPHERE IS MEASURED TO BE THE
SAME AS SUNSPOTS

L. Svalgaard, P.H. Scherrer, J.M. Wilcox
Institute for Plasma Research
Stanford University
Stanford, California U.S.A.

Abstract

The equatorial rotation rate of the photosphere was measured at the Stanford Solar Observatory during 1976-1978 using spectroscopic data. The following points are made: 1) Scattered light has a large influence and must be taken into account properly. 2) When this is done we find that the rotation rate from Doppler shifts agrees very well with the rate found for sunspots. 3) Short-term fluctuations in rotation rate (i.e. from day to day) are less than ± 15 m/s and are thus within observational errors.

The solar rotation has been observed at the Stanford Solar Observatory during the interval 1976-1978. It is found that the equatorial rotation rate obtained from spectroscopic observations is the same as the equatorial rate found by Newton and Nunn (1951) for sunspots.

The Stanford Solar Observatory consists of a coelostat approximately 8 m above the ground that forms an image approximately 6 cm in diameter that is fed into a Babcock solar magnetograph. The magnetograph is connected to a 22.9 m vertical Littrow spectrograph. The spectrograph optics are similar to those at the Mt. Wilson Observatory. The observations to be reported were obtained using the Doppler compensator of the magnetograph with the line FeI $\lambda 5250\text{\AA}$ with a square aperture of size 3', i.e.

1/10 of the solar disk diameter. The Stanford Solar Observatory has been described by Scherrer *et al.* (1977).

For each day we computed the average rotation velocity in the center half of the area of the solar disk, i.e. within a circle of radius $0.7 R_{\odot}$. This average velocity was converted to an equatorial rotation velocity assuming the form of the differential rotation given by Newton and Nunn (1951). The computed equatorial velocity is rather insensitive to the precise form of differential rotation assumed.

Figure 1 shows daily values of the equatorial rotation velocity as measured, without the correction for scattered light that will be described below. Each vertical shift in Figure 1 corresponds to the time at which mirrors and/or the objective lens were cleaned or a new mirror was installed. The abrupt increase in measured rotation velocity at the time of cleaning of the optics suggests that scattered light has an important influence on the measured velocities, as was first pointed out by DeLury (1916).

How can one correct the observed rotation velocity for the effect of scattered light? We measured the intensity of scattered light 2' off the solar disk. We started the investigation on a fine, clear day with clean mirrors and lenses. Figure 2 shows the measured equatorial velocity and the measured intensity at the center of the solar disk as a function of the scattered light 2' off the limb. The points at the left side of Figure 2 were obtained with clean optics. We then put some fine chalk dust on the objective lens, and in this situation of increased scattered light repeated the above measurements to obtain another point in Figure 2. We then put more fine dust on the objective lens and again measured rotation velocity and intensity as a function of scattered light. Repeating this process gave the several points in Figure 2 which were fitted with a straight line as shown. This straight line can be described with the equation $V_0 = 2025 - 24S_2$ m/s, where V_0 is the equatorial rotation velocity and S_2 is the scattered light measured 2' off the limb in

V_0 NOT CORRECTED FOR SCATTERED LIGHT

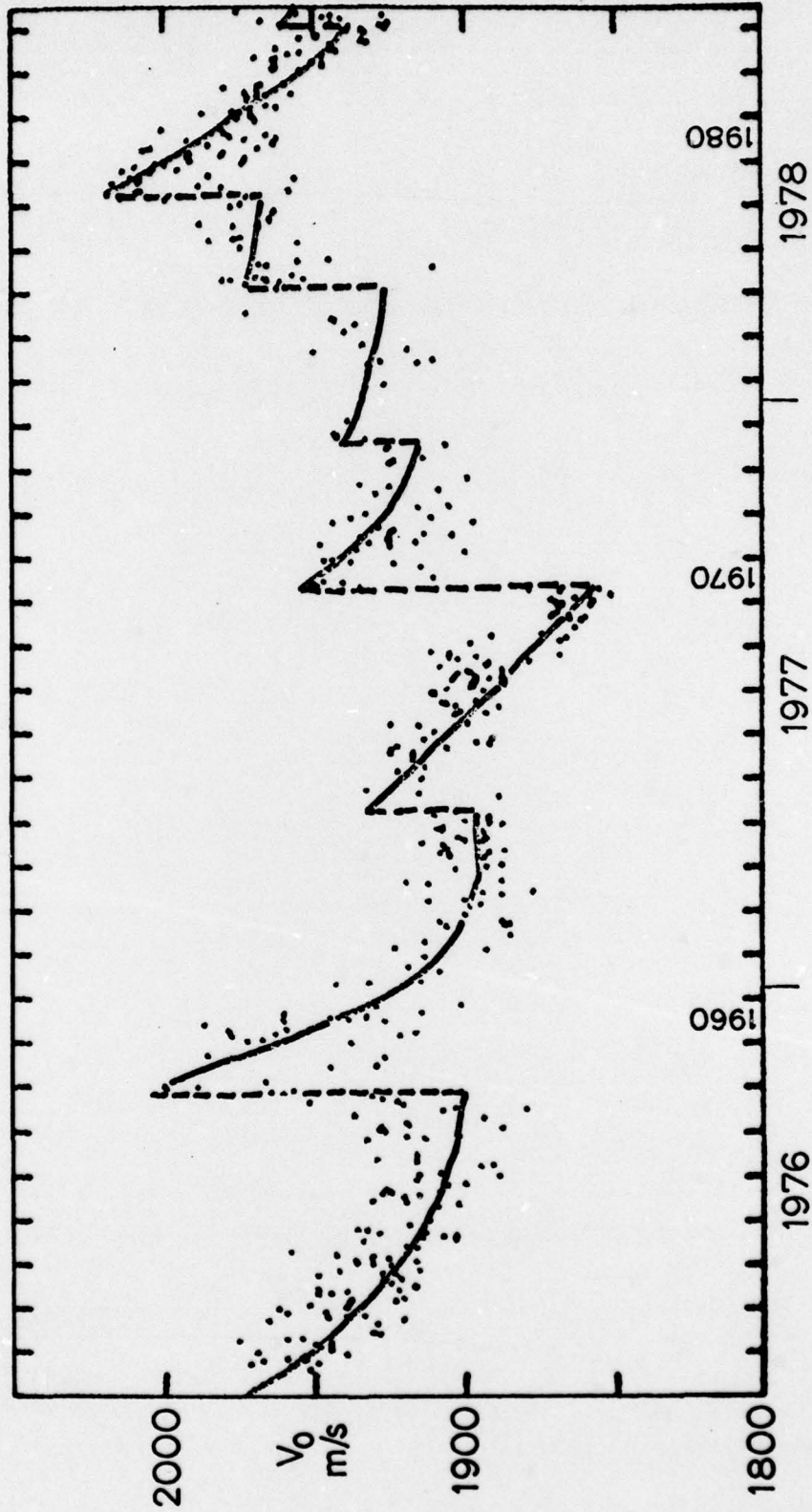


Fig. 1 Daily values of equatorial rotation velocity determined from spectroscopic observations. These values have not been corrected for effects of scattered light. Each vertical excursion of the curve is at the time when a mirror or lens was cleaned or replaced. For comparison, the equatorial rotation velocity for sunspots determined by Newton and Nunn (1951) was 2035 m/s.

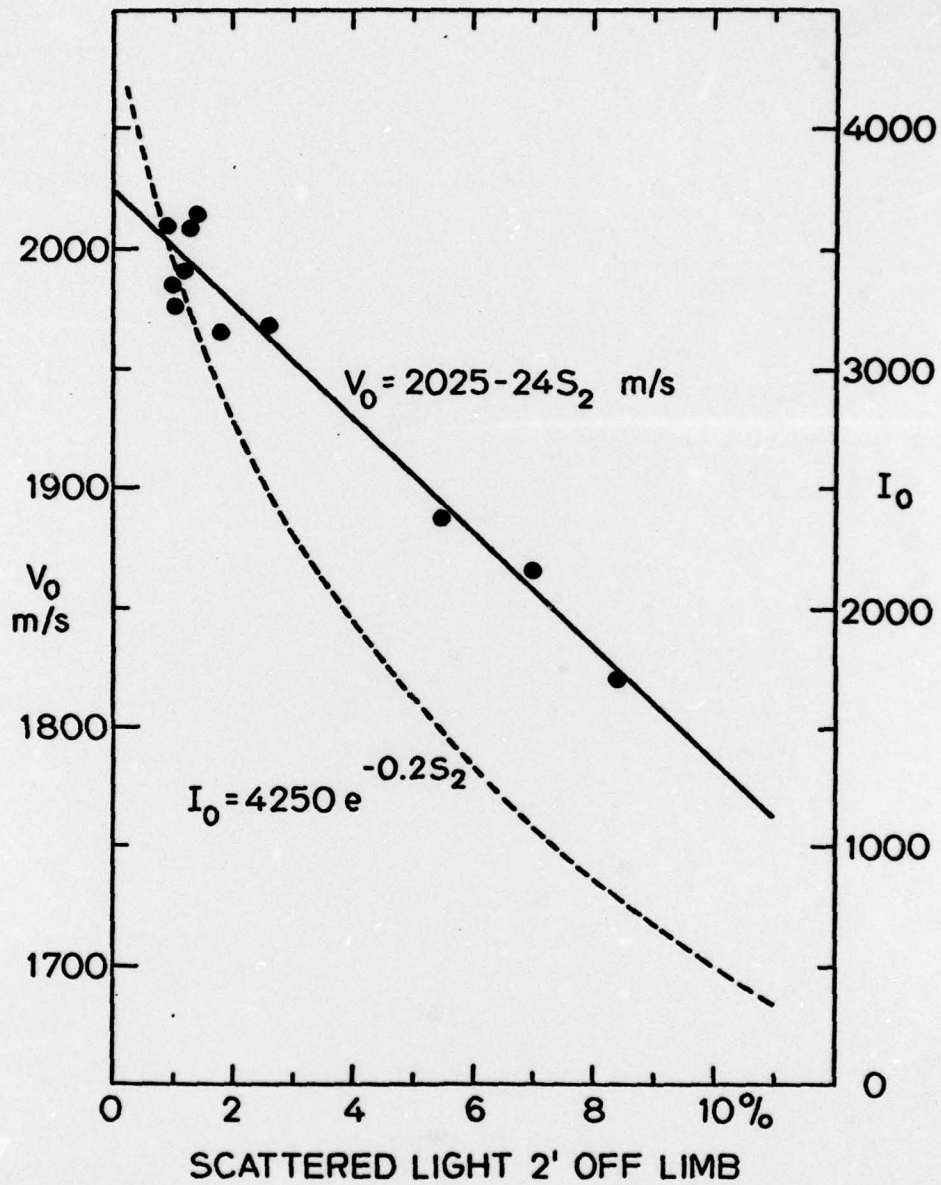


Fig. 2 Equatorial rotation velocity V_0 and intensity at the center of the disk I_0 as a function of scattered light measured 2' off the limb. The amount of scattered light was varied by putting fine chalk dust on the objective lens.

percent of central intensity of the disk. If the straight line is extrapolated to zero scattered light an equatorial rotation velocity of 2025 m/s is found. For comparison the equatorial velocity of sunspots found by Newton and Nunn (1951) was 2035 m/s.

The straight line in Figure 2 indicates that 1% scattered light 2' off the limb reduces the measured rotational velocity by about 1%. On the disk scattered light is typically four times larger. The dashed curve in Figure 2 shows the measured intensity at the center of the disk as a function of scattered light 2' off the limb. This curve is described by $I_0 = 4250 e^{-0.2S_2}$, where I_0 is the measured intensity at the center of the disk. The measured intensity - corrected for varying airmass and solar distance - for each observation can thus be used to correct for the influence of scattered light. We conclude that it is essential that each such observation be so corrected.

Figure 3 shows the daily values of equatorial rotation velocity after the correction for scattered light has been made. During the interval of our observations 1976-78 the corrected equatorial rotation was constant within less than 1%, and indistinguishable from the rotation velocity of spots obtained by Newton and Nunn (1951).

A detailed comprehensive analysis of the effects of scattered light on solar observations is in preparation, and a collaborative investigation of relation of the present results to previous observations is in progress.

Acknowledgements

This work was supported in part by the Office of Naval Research under Contract N00014-76-C-0207, by the National Aeronautics and Space Administration under Grant NGR 05-020-559 and Contract NAS5-24420, and by the National Science Foundation under Grant ATM77-20680.

EQUATORIAL ROTATION VELOCITY (CORRECTED FOR SCATTERED LIGHT)

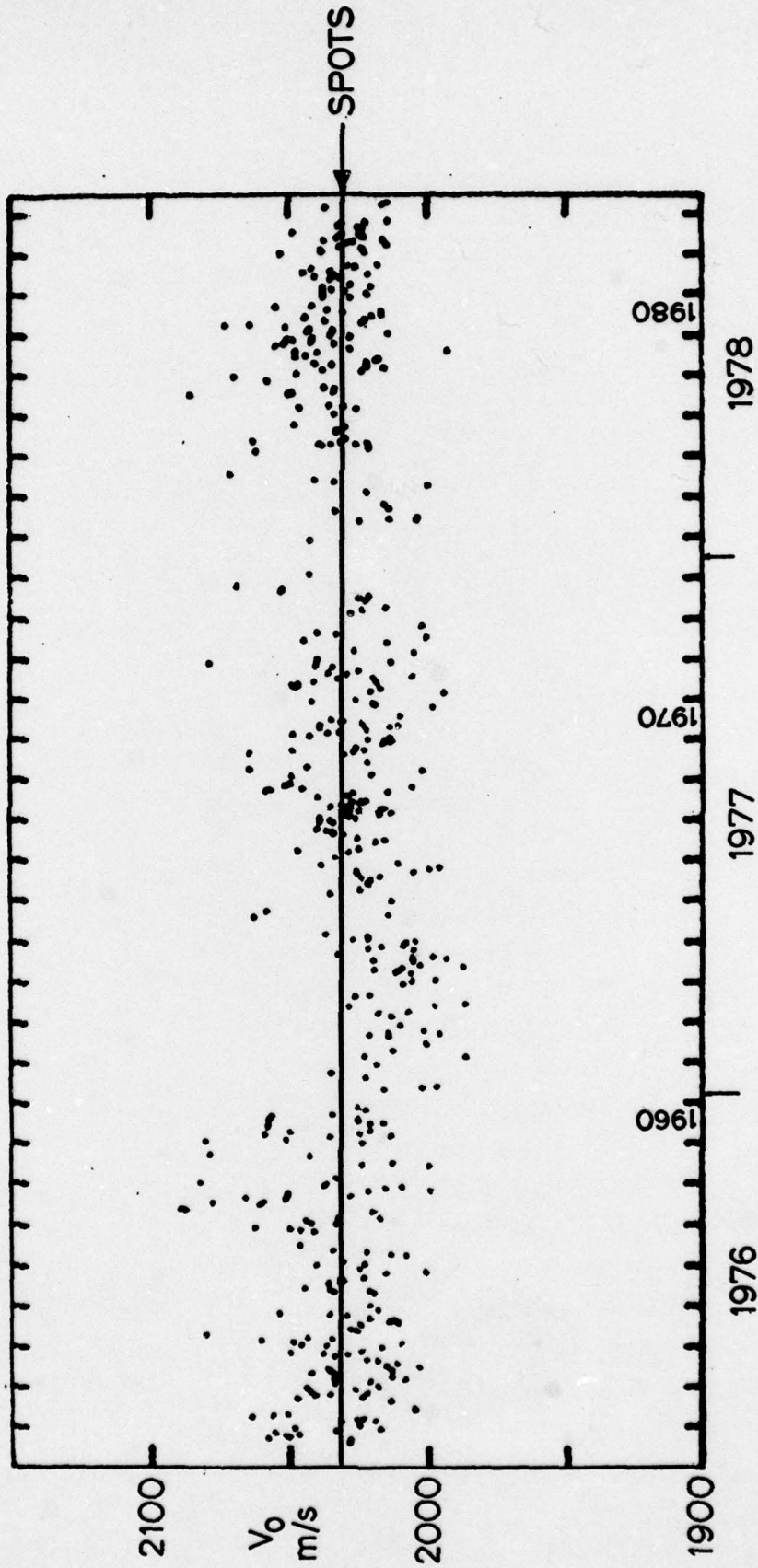


Fig. 3 Daily values of the equatorial rotation velocity corrected for scattered light. During the interval of observations in 1976-78 the rotation velocity was constant to within less than 1%, and was the same as the velocity determined for sunspots by Newton and Nunn (1951).

References

DeLury, R.E.: 1916, Astrophys. J. 44, 177.

Newton, H.W. and Nunn, M.L.: 1951, Mon.Not.R.Astron.Soc. 111, 413.

Scherrer, P.H., Wilcox, J.M, Svalgaard, L., and Gustafson, E.K.: 1977,
Solar Physics 54, 353.