

# Alles wat je wilde weten over het zonnevlekkengenetal (maar nooit durfde vragen)

Petra Vanlommel

Bijdragen van Ronald Van der Linden, Laurence  
Wauters en Frederic Clette

# SIDC: Solar Influence Data analysis Center



## Onderzoeksgroep

### **WDC and RWC**

World Data Center  
For the Sunspot Index

Regional Warning Center  
For Western Europe

*Alles wat je wilde weten ...*  
Werkgroep Zon, 8 nov 2008

# De hamvraag

Wat in de toekomst? 2012  
diep minimum – totale uitroeieng

- De fysica van zonnevlekken
- Variaties op
  - korte termijn
  - middellange termijn
  - lange termijn
- De wiskunde van zonnevlekken

# Zonnevlekken

Chinezen  
Galileo Galilei  
Ontdekking cyclus  
Differentiële rotatie  
Link uitbarstingen-vlekken  
Wolfgetal

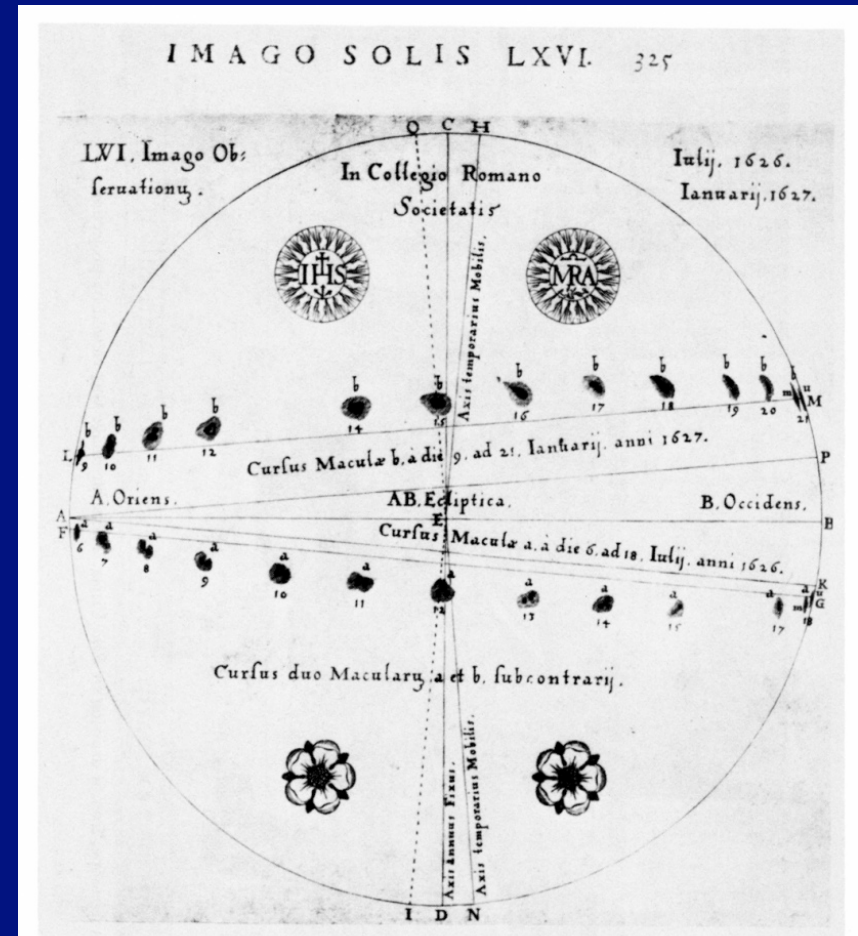

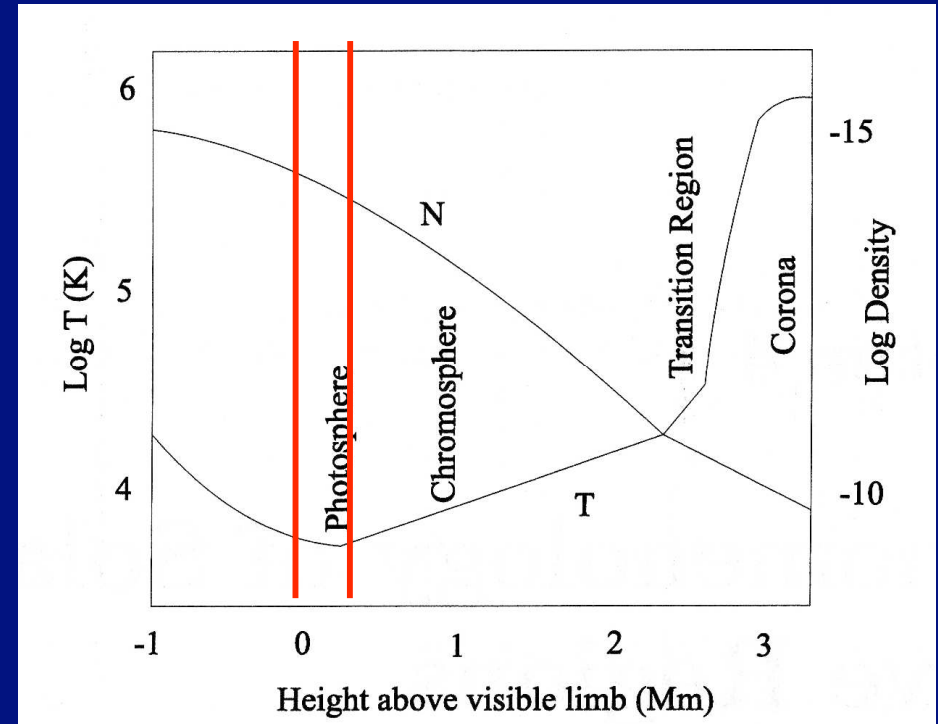


PLATE 1.1. Sunspot drawing from Scheiner's *Rosa Ursina*, showing the apparent paths of two spots across the solar disk at different times of the year. In both spots the umbra and penumbra are clearly distinguished.

Alles wat je wilde weten ...  
Werkgroep Zon, 8 nov 2008

# De fotosfeer

- De diepste laag van de zonneatmosfeer
- dikte van 500 km, 0.5 boogsec.
- De temperatuursgradient in de fotosfeer blijft negatief (de temperatuur daalt met de hoogte) tot een temperatuursminimum, die dan ook de top van deze laag aangeeft.
- Straalt in zichtbaar licht.



Zonnevlekken zijn donkere gebieden in de fotosfeer.

De kleinste vlekken hebben geen structuur (diameter  $D < 2\,500\text{km}$ )


Voor  $D > 2\,500\text{km}$ , bestaan de vlekken uit 2 zones:

• **Centrale Schaduw:**


- Diameter = 10 tot 15 000 km
- Lichtsterkte = 5 tot 30%  $I_{\text{Fotosfeer}}$

• **Halfschaduw:**


- Diameter : tot 50 000km
- Lichtsterkte = 50 tot 70 %  $I_{\text{Fotosfeer}}$



ROB Brussels WHITE-LIGHT 30/3 /2001 11-45-28 3


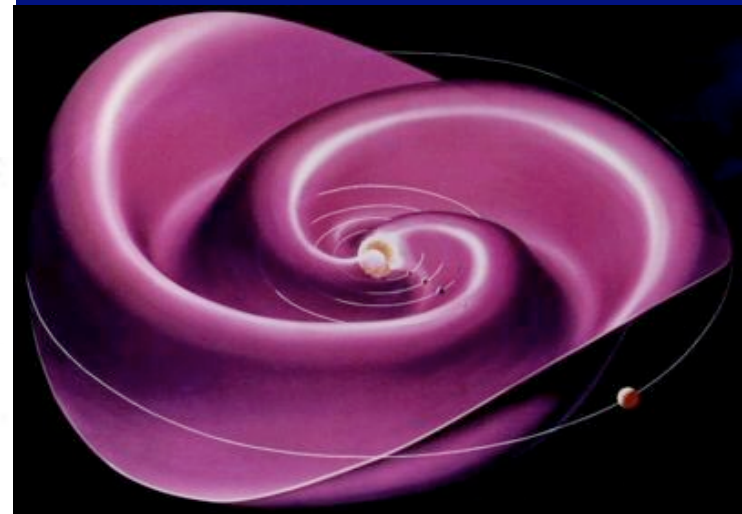
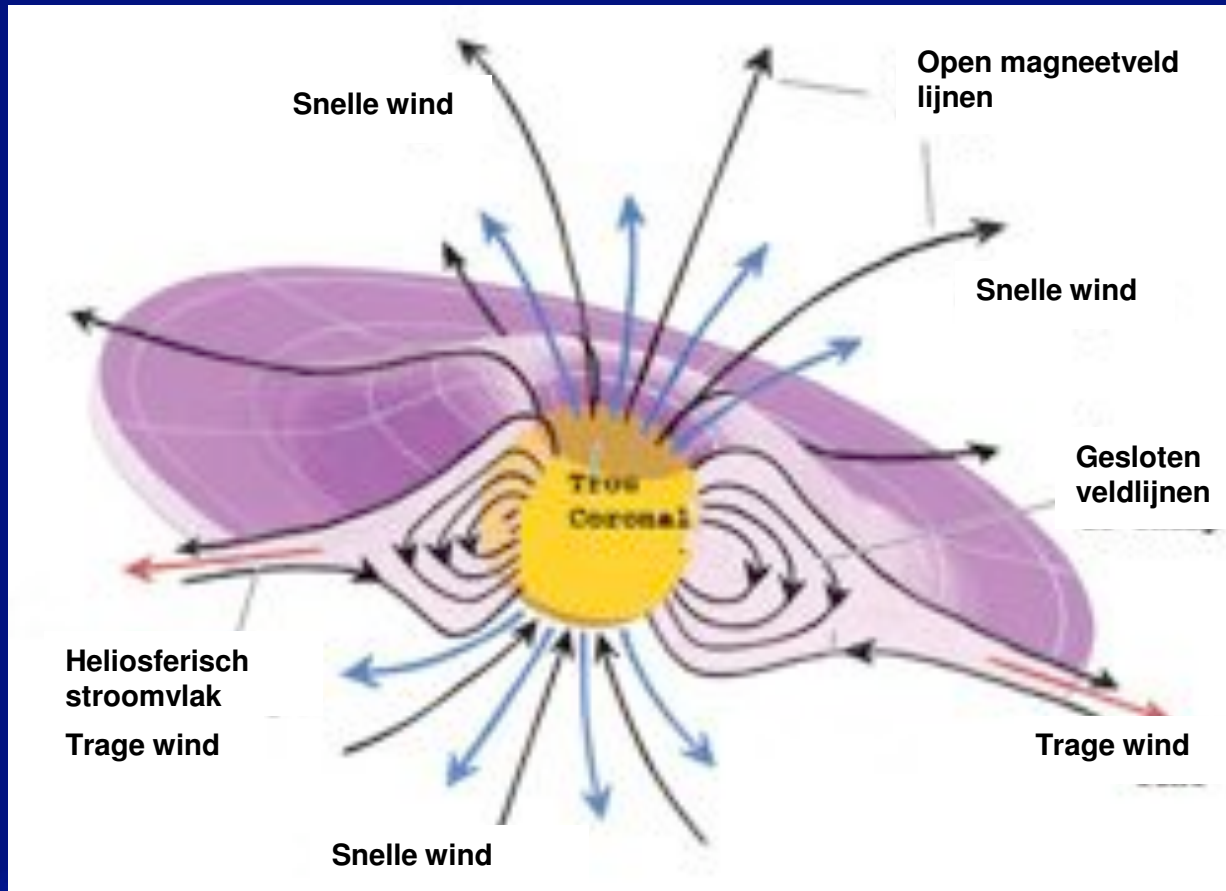


- De vlekken leven enkele uren tot enkele maanden.
- De temperatuur van de centrale schaduw is 4 000K, in plaats van 5 800K voor de normale fotosfeer.
- Vlekken vormen langwerpige groepen, meestal uitgerokken in de oost-west richting. Ze kunnen tot 50 vlekken bevatten en zich uitsmeren over 20 lengtegraden.
- Deze groepen spreiden zich uit over 2 strips tussen de 5<sup>e</sup> tot de 40<sup>e</sup> breedtegraad.










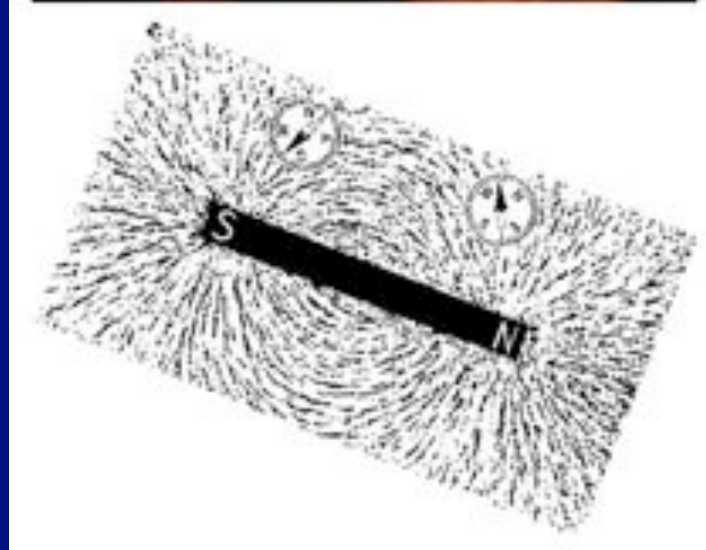


# Zon als dipool



# Lokaal magnetveld



*Alles wat je wilde weten ...*  
Werkgroep Zon, 8 nov 2008


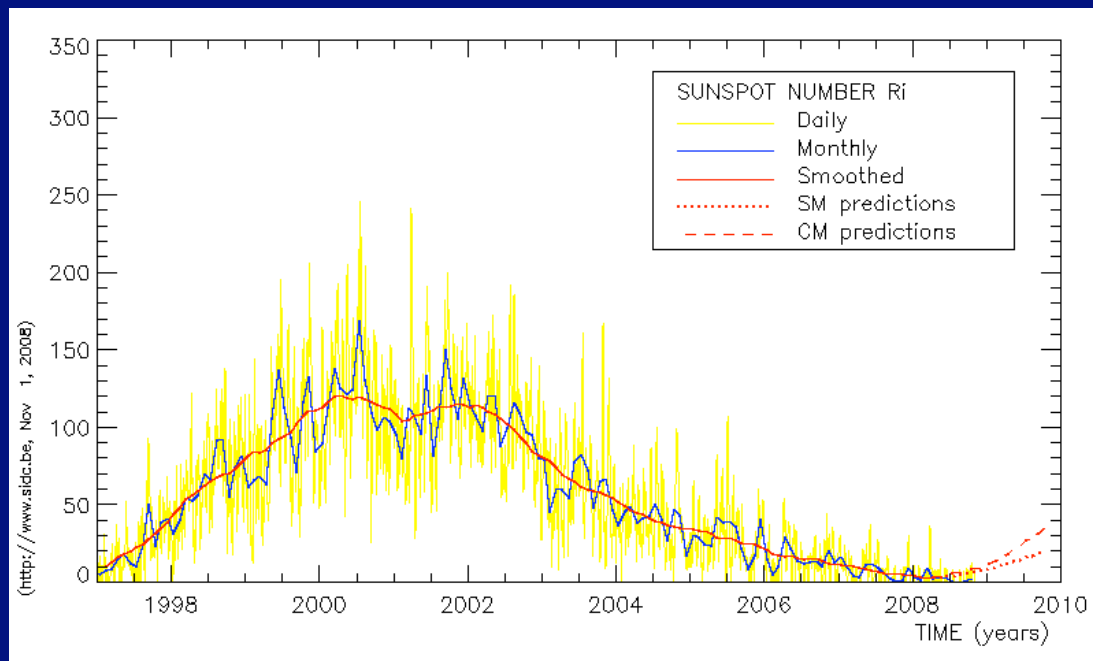


*Alles wat je wilde weten ...*  
Werkgroep Zon, 8 nov 2008

# Zonneactiviteit

*De zonneactiviteit is het geheel aan fenomenen waarbij energie op een impulsieve manier wordt vrijgegeven in de zonne-atmosfeer, en die gegenereerd wordt door de evolutie en brutale transformatie van magneetvelden die doorheen het zonneoppervlak lopen.*

# Variatie op korte termijn

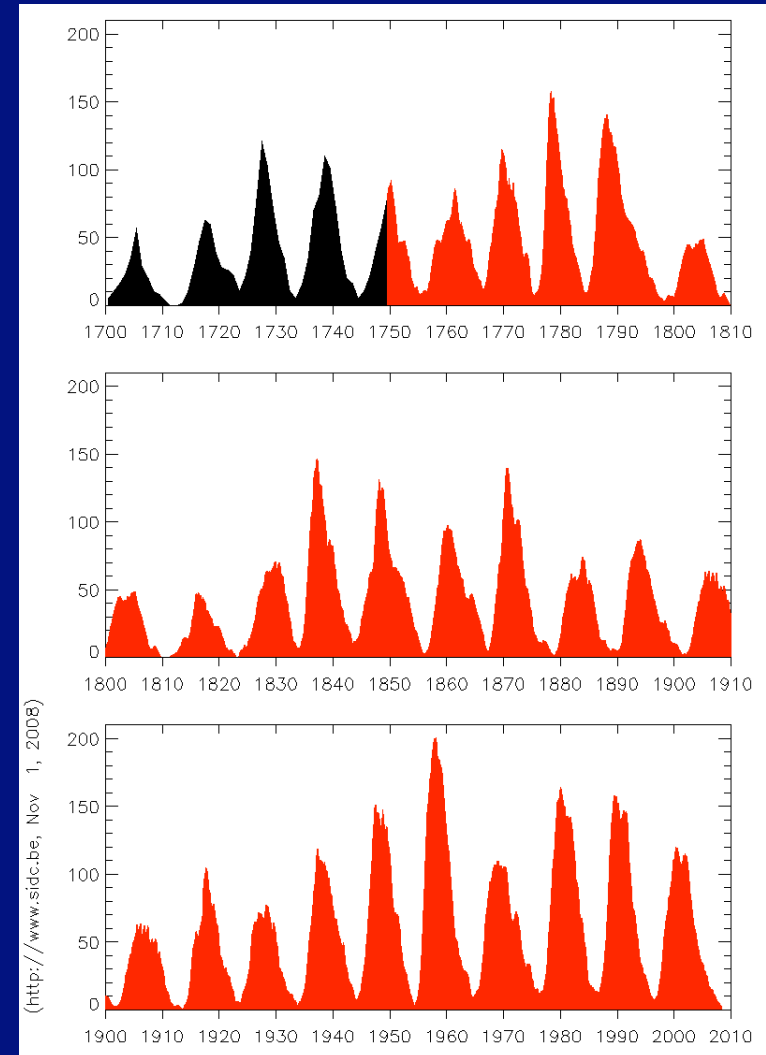


*Alles wat je wilde weten ...*  
Werkgroep Zon, 8 nov 2008



# Middellange termijn: de zonnecyclus

Het aantal vlekken en groepen varieert over een cyclus met variabele amplitude en periode, van ongeveer 11 jaar.

- De waargenomen periodes variëren tussen 8 en 14 jaar.
- Iedere cyclus wordt gekenmerkt door een sterke toename, in 4 jaar, gevolgd door een gemiddelde daling van 7 jaar.
- De amplitude van de cycli is ook variabel met extreme maxima van 48 in 1817 tot 200 en 1958.

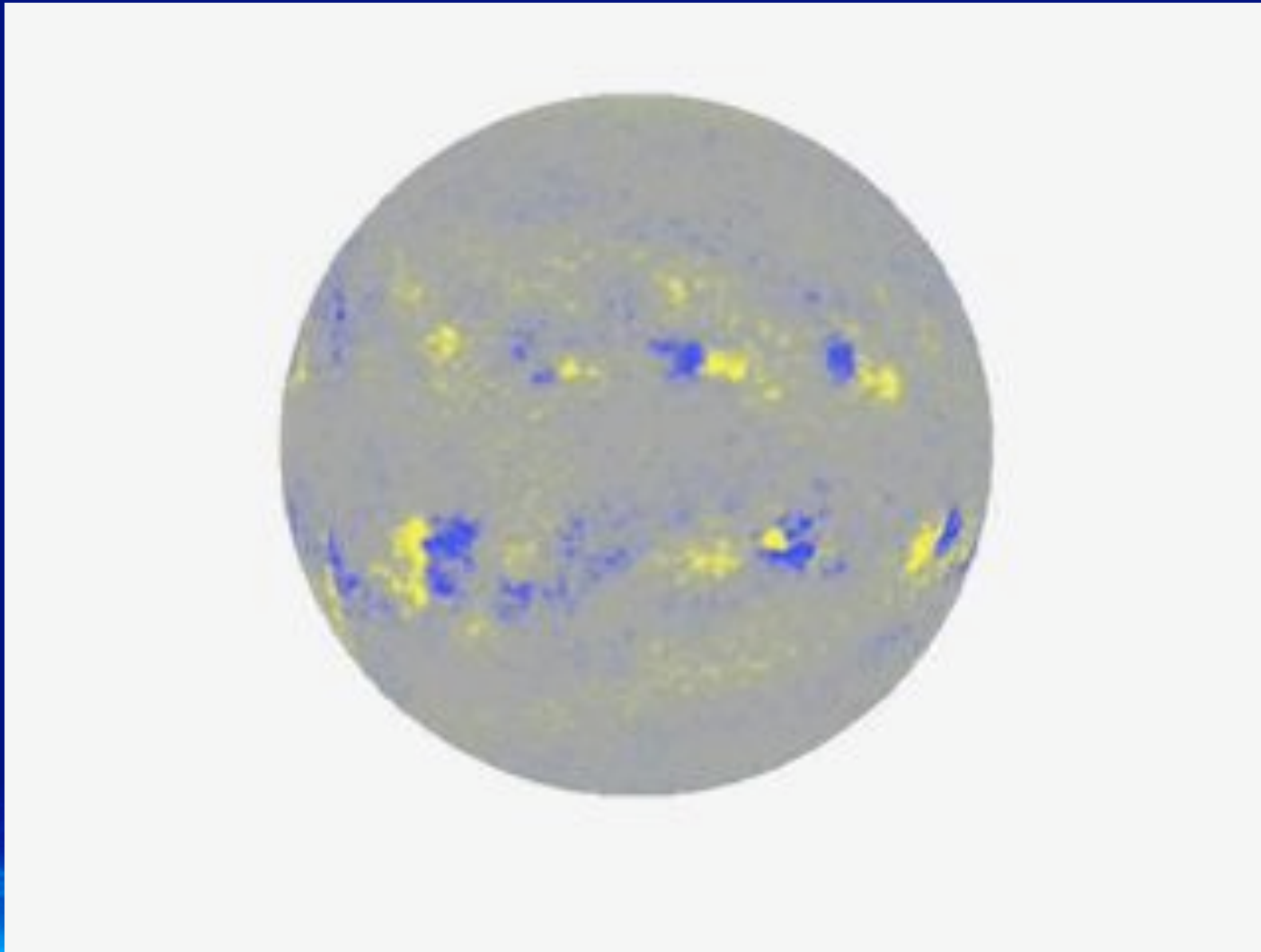


# Variaties op middellange termijn



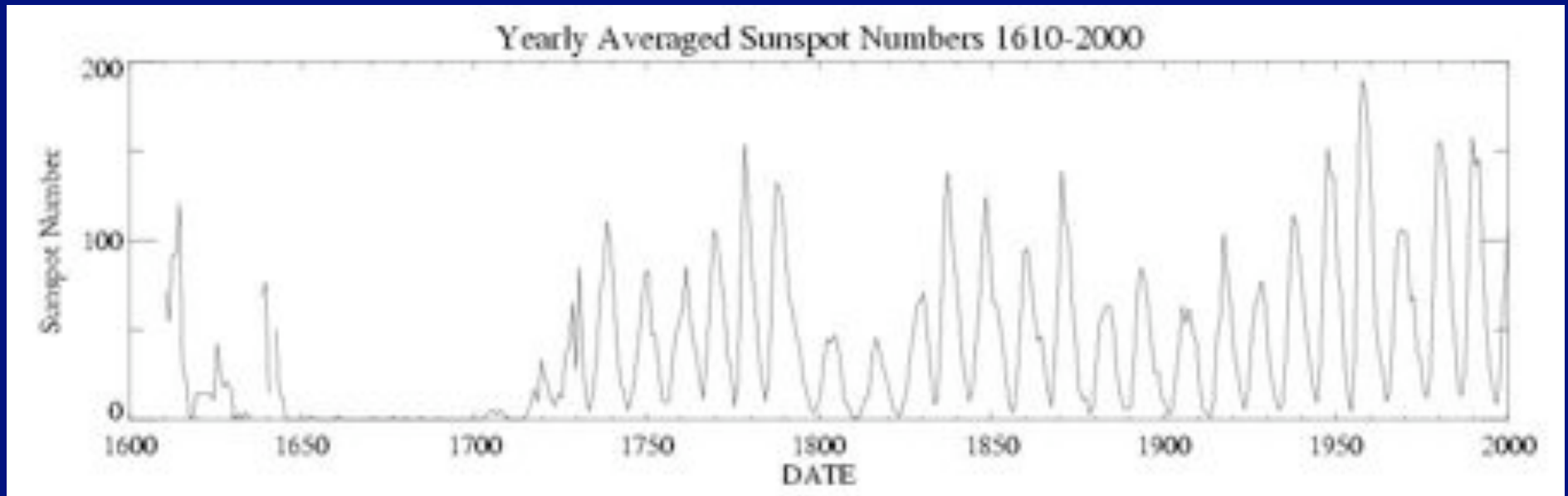
*Alles wat je wilde weten ...*  
Werkgroep Zon, 8 nov 2008

# Cyclische drift





# Lange termijn



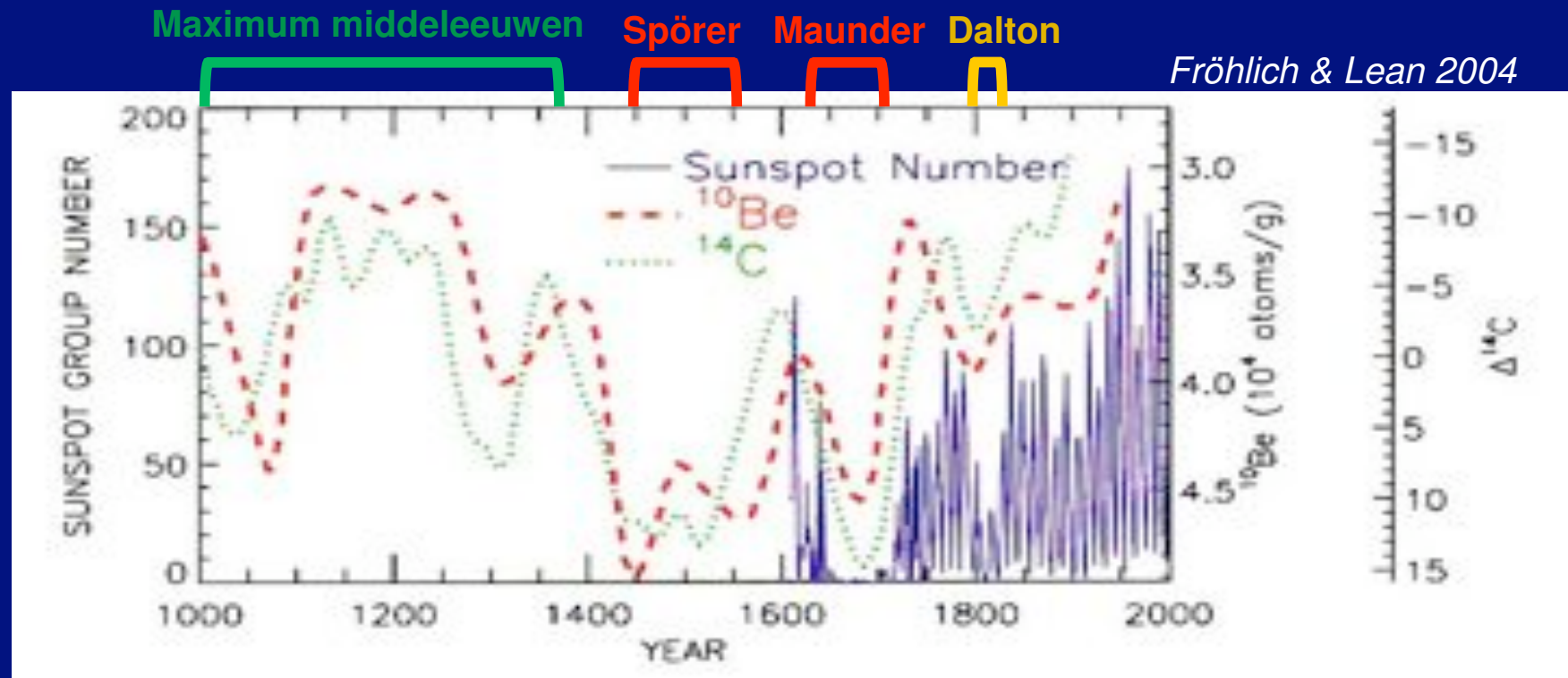
Maunderminimum  
De Kleine Ijstijd

Dalton minimum

# SIDC development

- 1981- 1994: First actions (André Koeckelenbergh):
  - **Computerization** of the processing of observations
  - Call to new observers: **doubling of the contributing stations** (from 40 to 80)
    - New processing method including all stations
    - Improved accuracy and stability of the index
- 1994 – 2002: Dir. Pierre Cugnon
  - Introduction of **quality control**: detection of possible drifts.
    - References: subset of 20 “high quality” stations (incl. Locarno) and  $F_{10.3}$ , occasional comparisons with  $R_A$  (AAVSO).
    - Identification of additional reference stations
  - New  $R_i$  forecast method: “**Combined method**” (Denkmayr & Cugnon, 1997, Hanselmeier et al. 1999): non-parametric regression method.
    - Combination of Waldmeier “standard curves” method with a precursor method (aa index)
  - August 1992: **hemispheric sunspot number**:
    - Subset of 30 to 50 stations
    - Normalized to the total  $R_i$  index

# Zonneactiviteit: grote minima



- Groot middeleeuws maximum: 1000 -1450 (*colonisatie van Groenland door de Vikings*)
- Minimum van Spörer: 1450 - 1550
- Minimum van Maunder: 1650 - 1710
- Klein minimum van Dalton: 1800 - 1820

# Wolf's correlatie: gefundeerd giswerk

$$R=10G+S$$

WOLF-rationaliteit

Zelfde schaal met observaties in verleden

Groep-telling heeft hetzelfde gewicht dan vlek-telling


Fysisch inzicht:

Index voor zonneactiviteit

→emerging magnetic flux

→ontstaan van zonnevlekken

→wanneer B verdwijnt (plages): geen  
bijdrage tot R



*Alles wat je wilde weten ...*  
Werkgroep Zon, 8 nov 2008

# Volgende correlatie

$$R=K (10 G + S)$$

S number of sunspots

G number of sunspot groups

K reduction coefficient, scaling factor,  
quality index

**Wolf**

## *INDEX:*

*Added number or letter  
that orders a parameter in  
a category*

Wolf number

Sunspot Number =  $K * \text{Wolf number}$

The International Sunspot Number:  $R_i$

# Kinds of sunspot numbers

NAME	Appearance	Details	Nr stations
<b>ESTIMATED</b>	Daily	Today, yesterday	Day ~ 10 Day-1 ~ 20
<b>PROVISIONAL</b>	Monthly	Daily: Total, N->S Monthly: SN, MSSN, Prediction of MSSN (18 months)	~ 70 ~ 40/day
<b>DEFINITIVE</b>	Quarterly	Daily: Total, N, S MmSN, YmSN	PISN + 6

# In een figuur

## Jan 27: Quarterly SIDC-News:

- ✓ Definitive Daily total, North and South Sunspot Numbers of Jul, Aug, Sep 2006
- ✓ Definitive Monthly mean Sunspot Number of Jul, Aug, Sep 2006
- ✓ Definitive Yearly Sunspot Number of 2006, only if Definitive Sunspot Numbers of the whole year are available

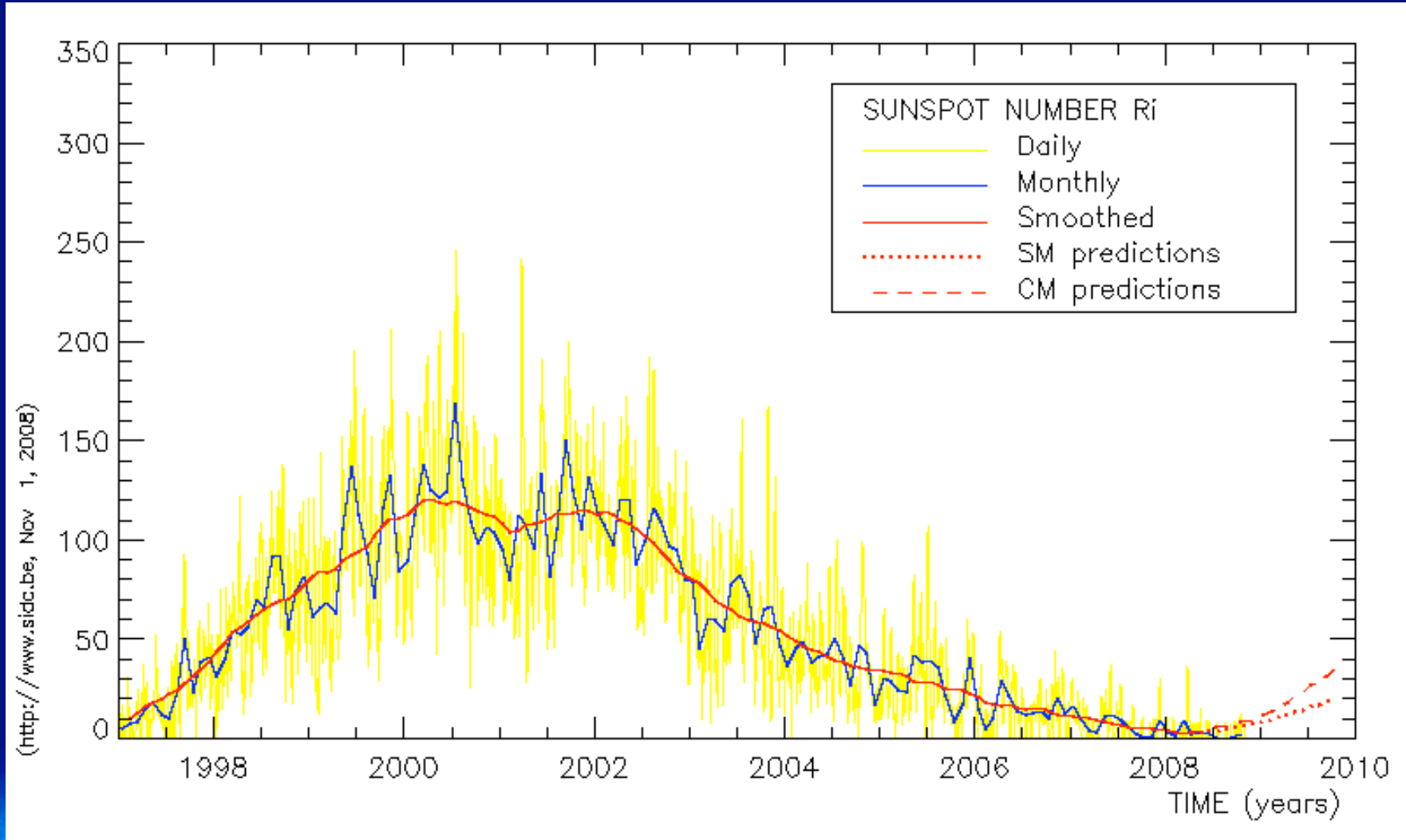
## May 1, 2007: Monthly Sunspot bulletin

- ✓ Provisional Monthly mean Sunspot Number of April 2007
- ✓ Provisional Daily Sunspot Numbers of April 2007 (daily, north, south)
- ✓ Provisional monthly smoothed Sunspot Number (PMSSN) of Oct 2006
- ✓ Predictions of monthly smoothed Sunspot number (MSSN), 18 months ahead starting from Nov 2006



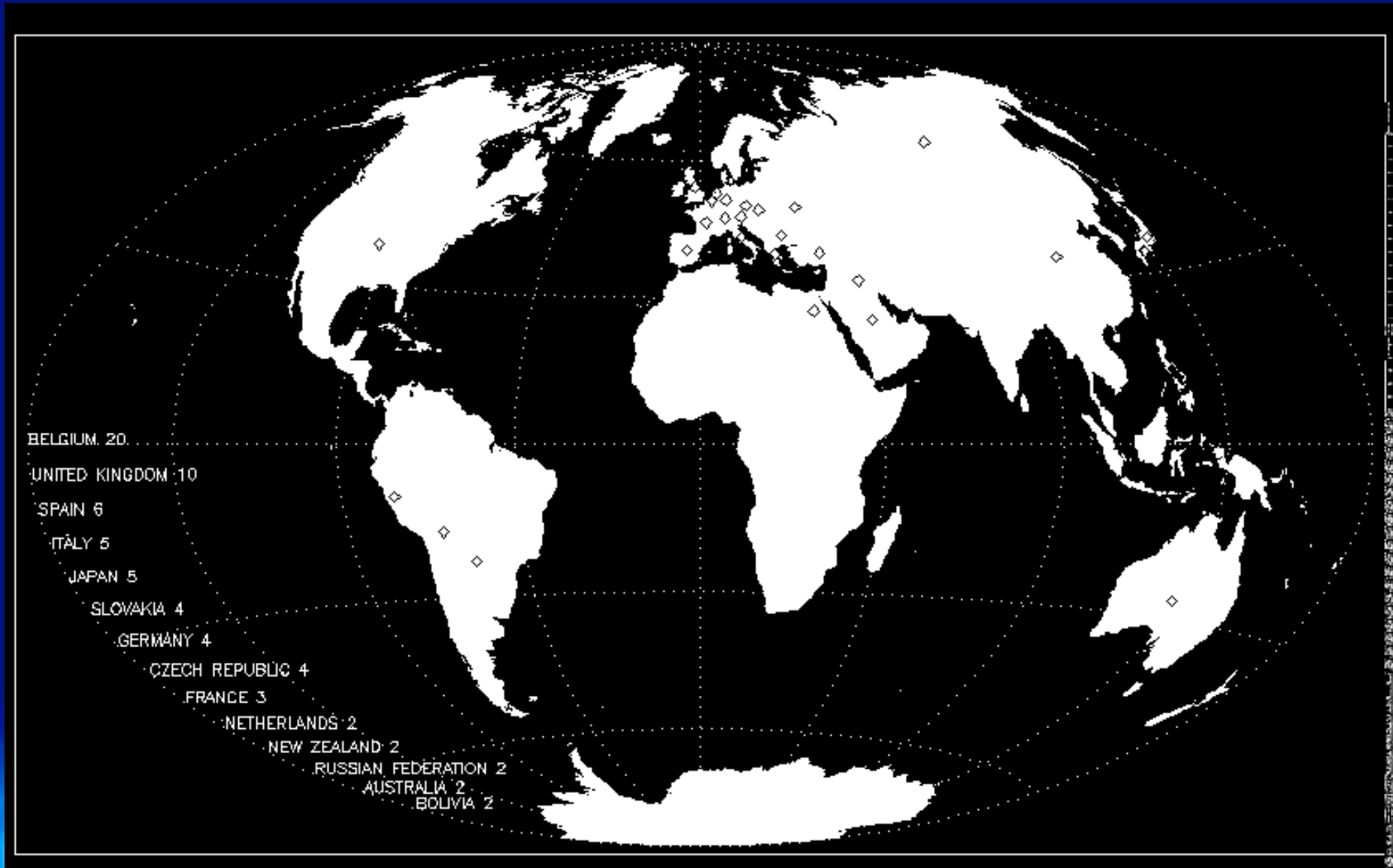
On May 1, 2007, the Monthly Sunspot Bulletin (MSB) was broadcast. The bulletin includes provisional data and an 18 month prediction of the monthly smoothed Sunspot number based on an interpolation of Waldmeier's standard curves on one hand, and on a combined method on the other hand. On Jan 27, 2007, the third quarterly bulletin of 2006 was made available.

# In een grafiek





# Geografische spreiding



*Alles wat je wilde weten ...*  
Werkgroep Zon, 8 nov 2008

# Berekening EISN

```
; if more than 2 stations, throw out the outliers
IF AS gt 2 THEN BEGIN
  group      = SN[1:n_obs]
  medianvalue = median(group,/EVEN)
  newgroup   = abs(group-medianvalue)
  ;mad=median absolute deviation
  mad=2.0*median(newgroup,/EVEN)
  FOR I=1,n_obs DO BEGIN
    IF mad lt abs(SN[i]-medianvalue) THEN BEGIN
      SN[i] = !VALUES.F_NAN
      AS    = AS-1
    ENDIF
  ENDFOR
ENDIF

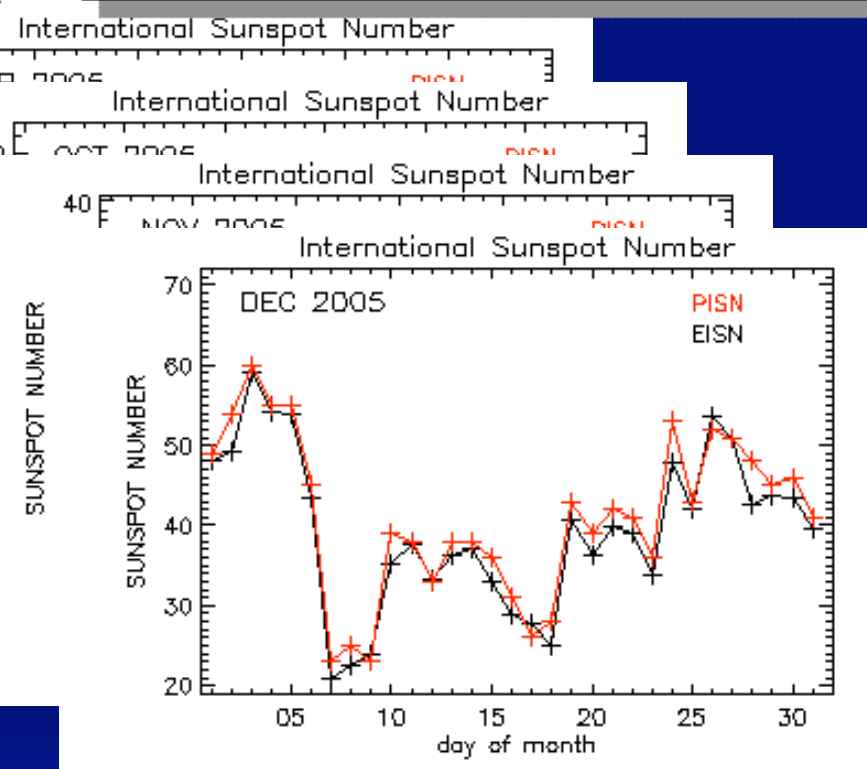
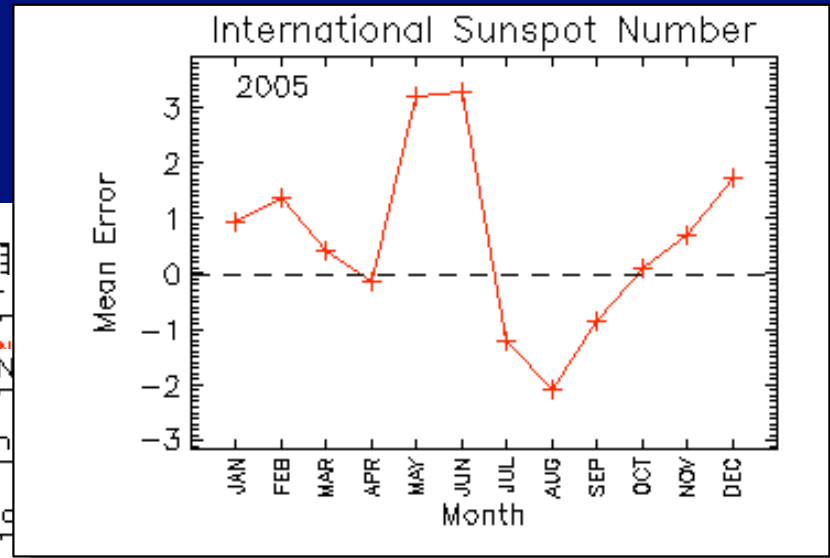
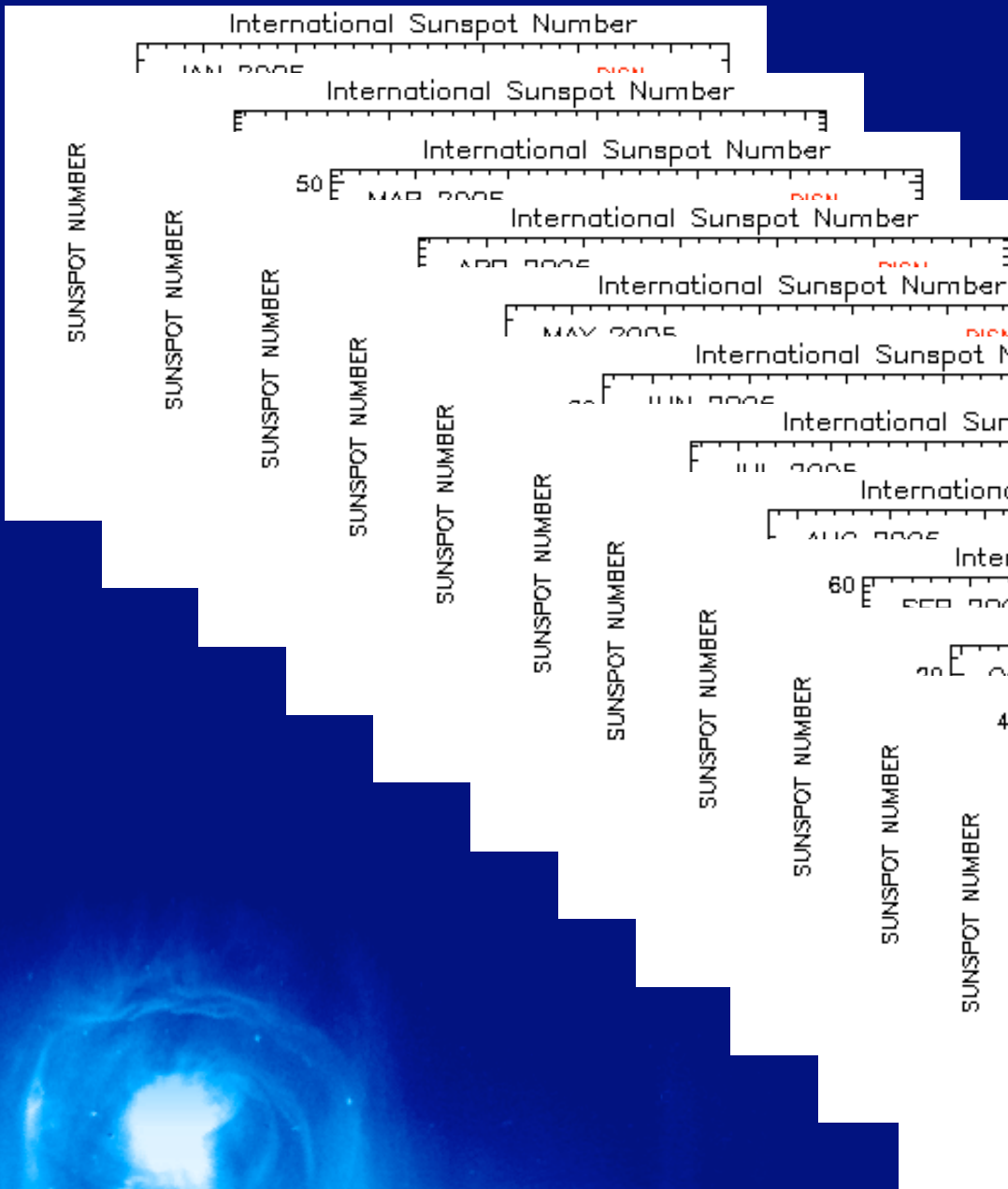
; calculate the EISN
EISN=mean(SN,/NAN)
```

Mean

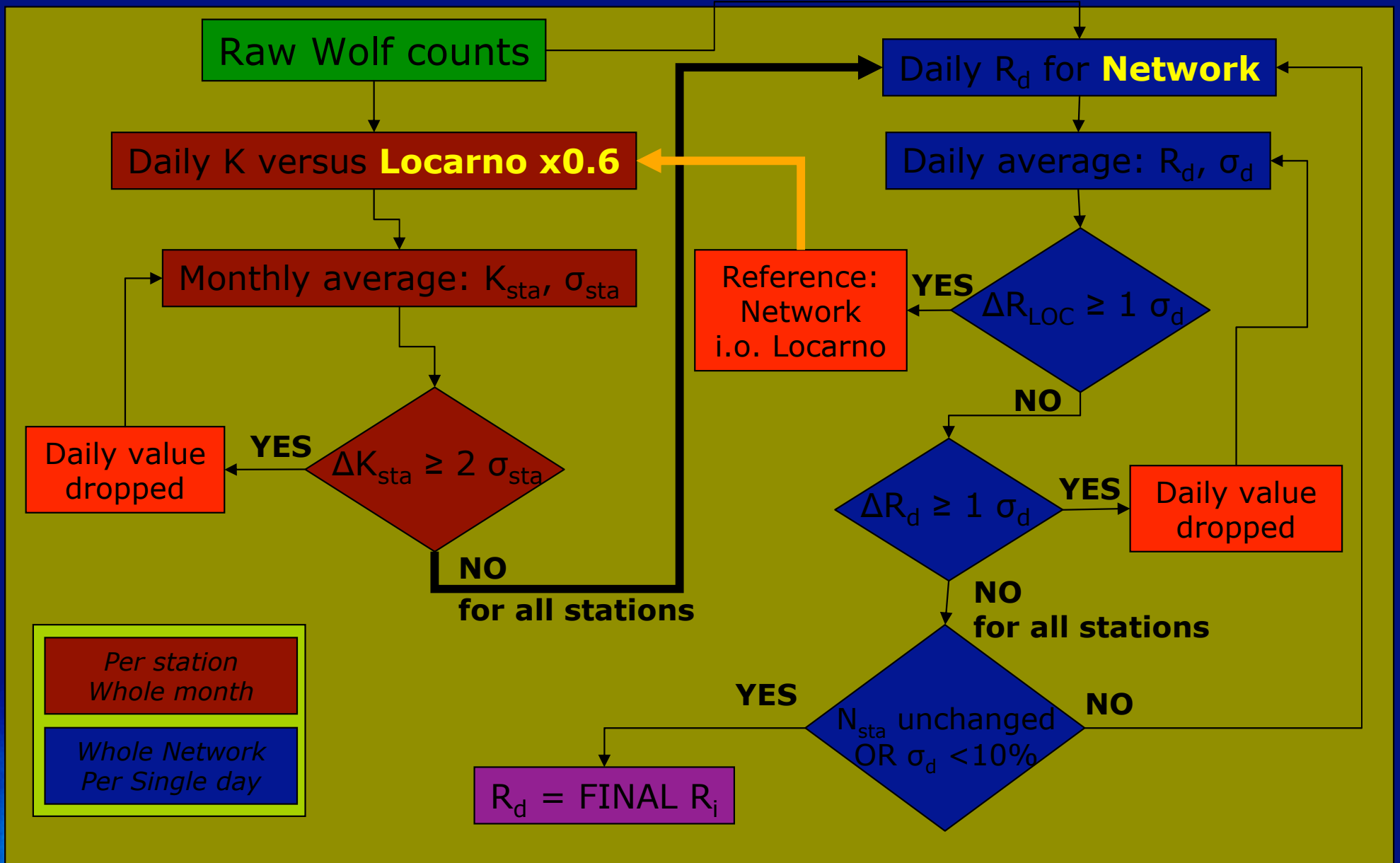
Standard deviation

- OUTLIERS: BN-principle based on Rousseeuw and Leroy
- No calculation of K: mean value of the previous year

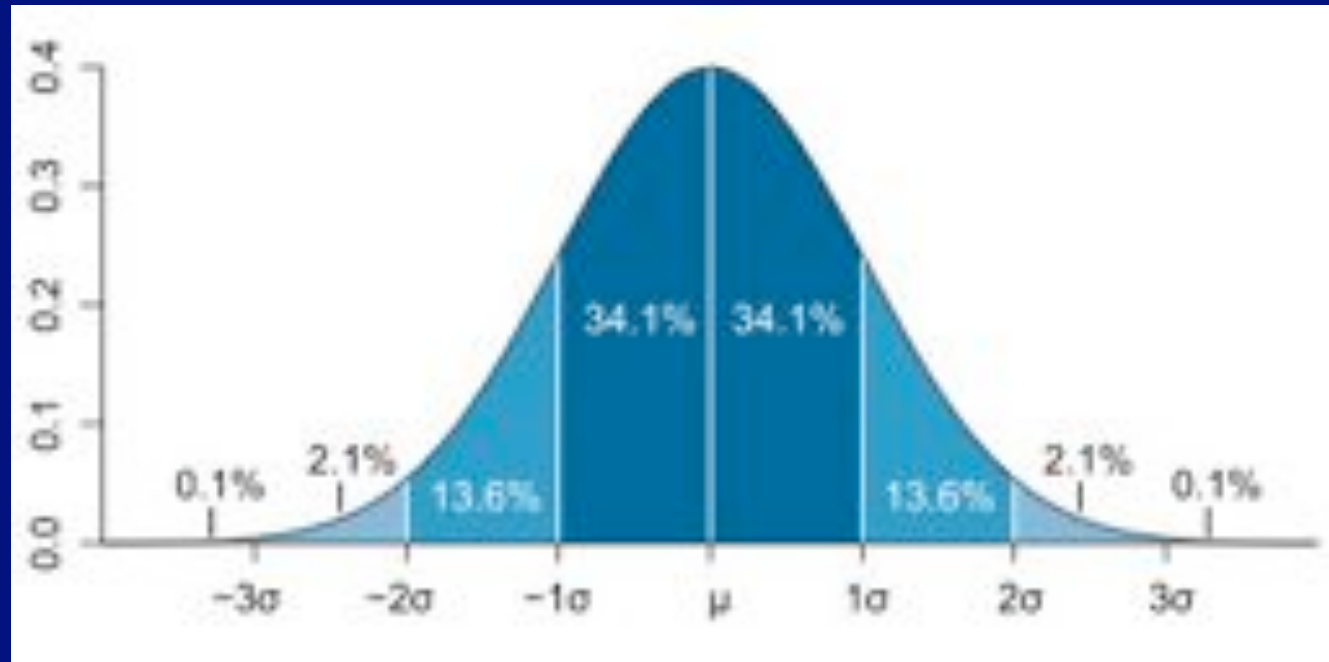
# EISN versus PISN



# Berekening PISN



# Process



Provisional computation:  $R_i(dt) = \text{AVG}(K\_ST * \text{Wolf\_ST})$

K\_ST computation for the month

- first estimation with Locarno pilot Station
- Exclusion values following standard deviation (2 sigma)
- if number of 0 values is biggest the 80% -> K\_ST of past year  
→ second estimation of new K
- first wolf reduction
- Exclusion values following standard deviation to reduced Wolf of pilot STATION (1 sigma)
- if number of 0 values is biggest the 80% -> K\_ST of past year  
→ monthly K factor

Wolf reduction computation ( $R_i$ ) with monthly K for each Station

- exclusion values following standard deviation (1 sigma)
- iteration until  $\text{Sigma}/\text{Avg} < 10\%$  or number of stations is constant or number of Stations  $< 4$
- if number of 0 values is biggest the 80% -> first reduced Wolf

# Berekening DISN

Similar to provisionnal but 3 months later due to additional stations  
Analysis of results compared to PISN


# Definitie spot-pore

Source	Spot diameter	Spot lifetime	Pore diameter	Pore lifetime
Bray & Laughhead 1964	With penumbra		Without penumbra	
Waldmeier ( <i>Husar</i> 1967)	>3'' (2000km) = 1 granule	> 30 min	< 3''	< 30min
Bruzec & Durrant 1977	>10'' (6000km)	> 1 day	< 5''	< 1 day
McIntosh 1981	> 4'' (2500km) = 1 granule		< 4''	

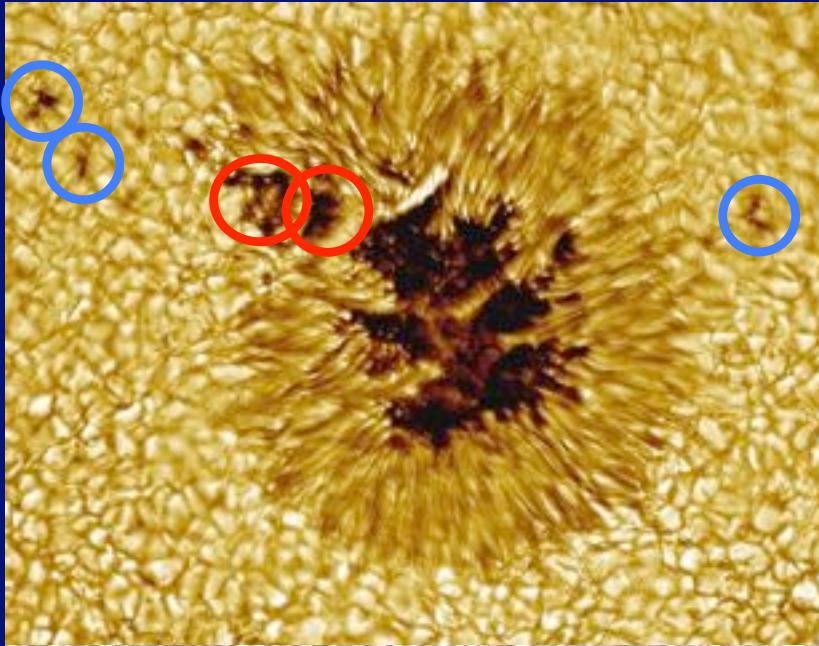


# Observationele definitie

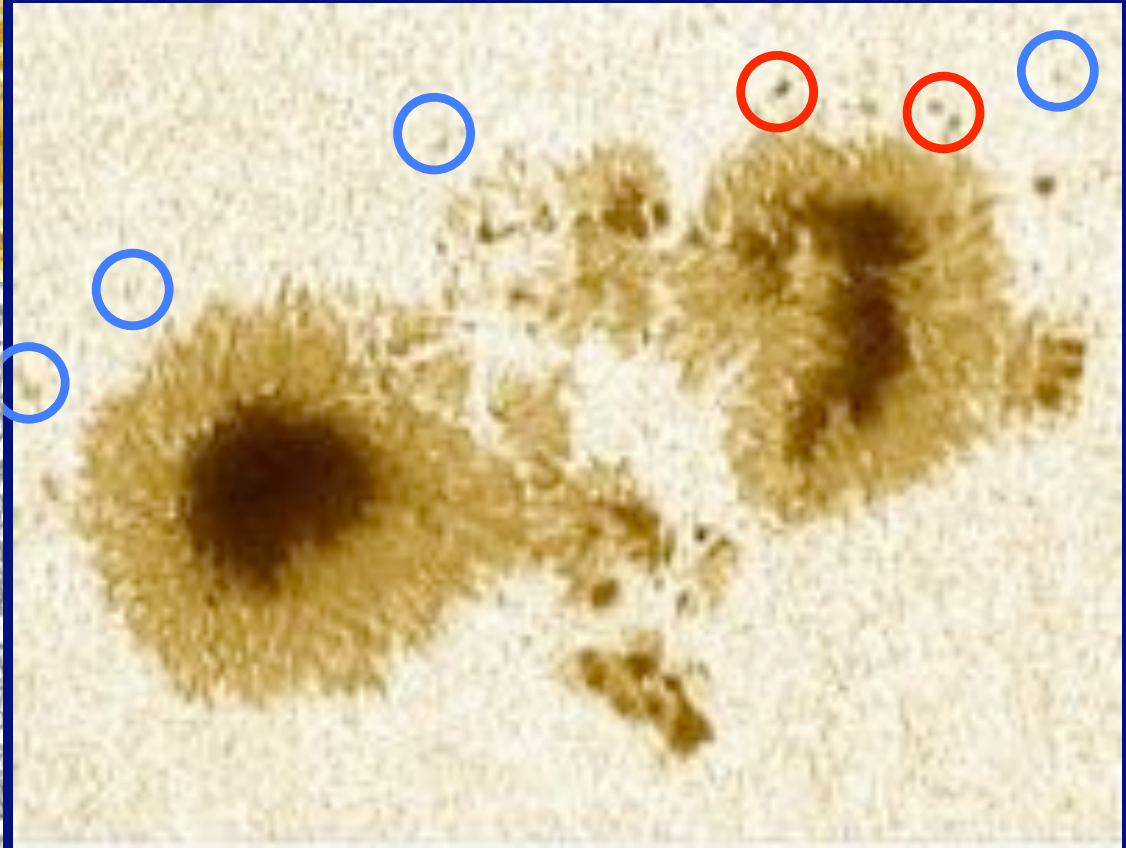

	Diameter	Lifetime	Outline	Contrast	Penumbra
Pore	< 3" < 2500km	< 30 min	Fuzzy Irregular	low	none
Sunspot	> 3" > 2500 km	> 30 min	Sharp ~ round	High Dark core	none



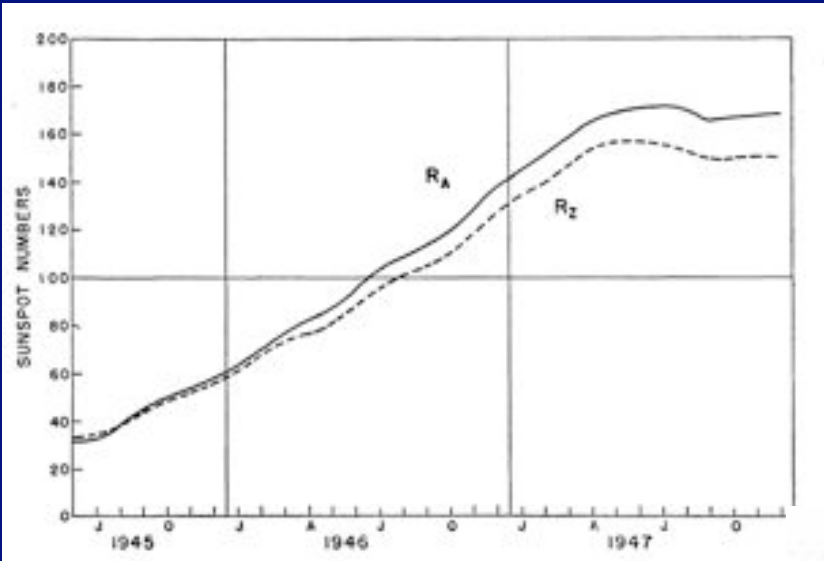
# Pores and spots



○ Sunspot  
○ Pore



# Controversy US vs Zürich sunspot index



Shapley, A. 1949

As you may know the Executive Council and the XXIIst Plenary Meeting of COSPAR held in Innsbruck (Austria) in May/June 1978, adopted among others the following Decision No. 4/78 proposed by Working Group 4 (see COSPAR Information Bulletin No. 82, August 1978, p.25):

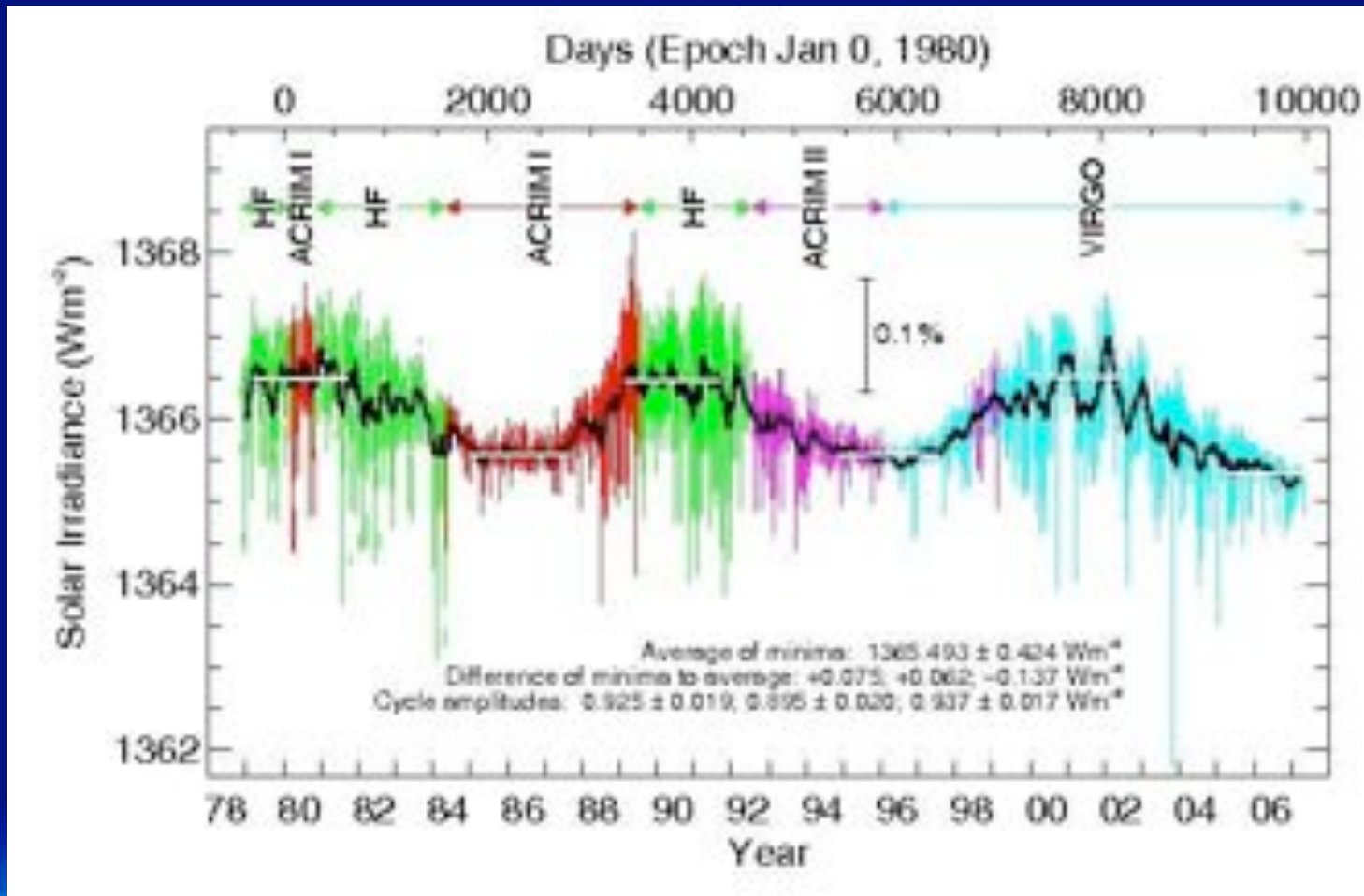
"COSPAR,

noting that there are plans to discontinue the continuous observations from which the Zürich sunspot numbers are derived,  
strongly recommends to the appropriate national organization the continuation of these long-term observations which are vital and irreplaceable for improvement of our understanding of solar-terrestrial relationship,  
and,  
further recommends that IAU, IUGG, URSI and other interested organizations support the continuation of these essential observations."

It is to be expected that the IAU Commission 10 (Solar Activity) will present a resolution to the same effect to the XVIIIth General Assembly in

*Alles wat je wilde weten ...*  
Werkgroep Zon, 8 nov 2008

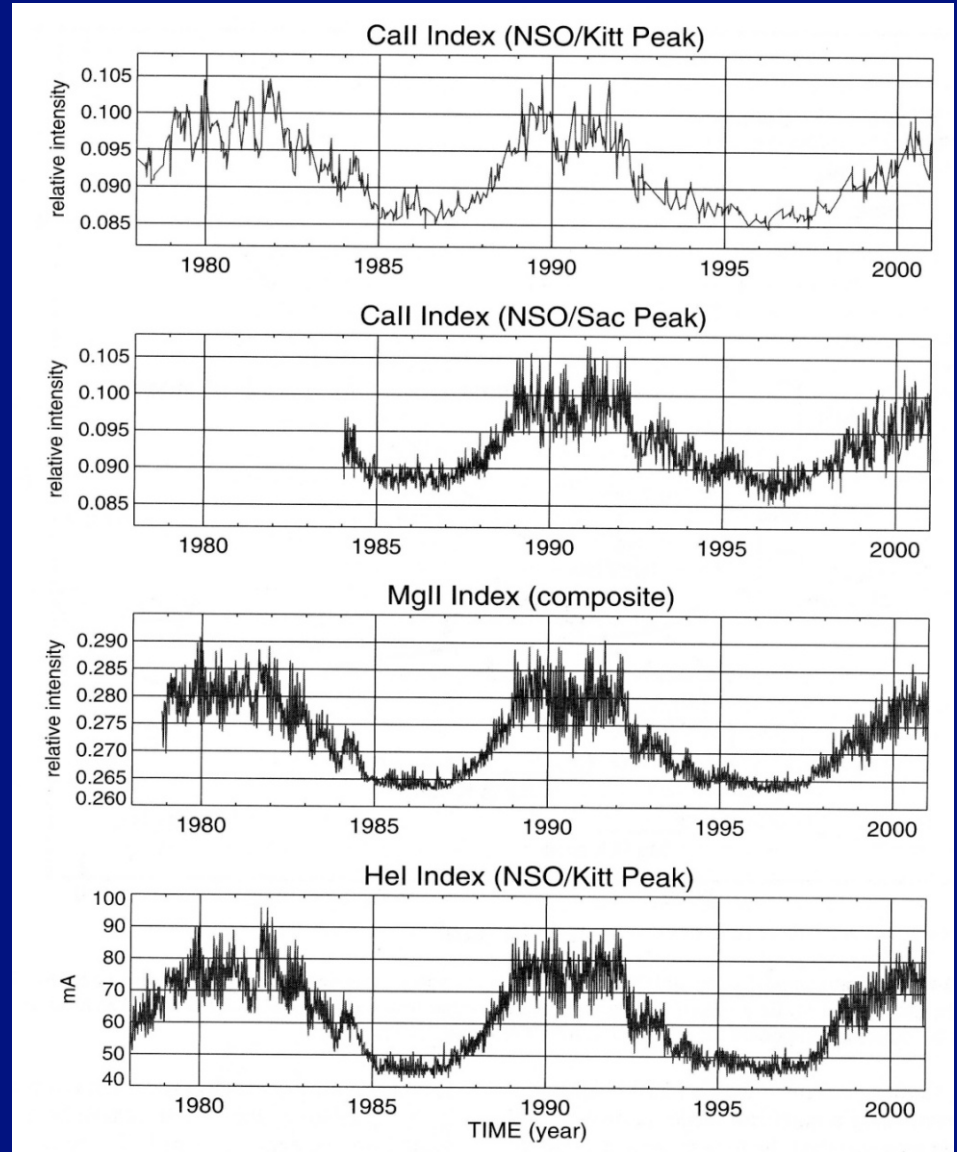
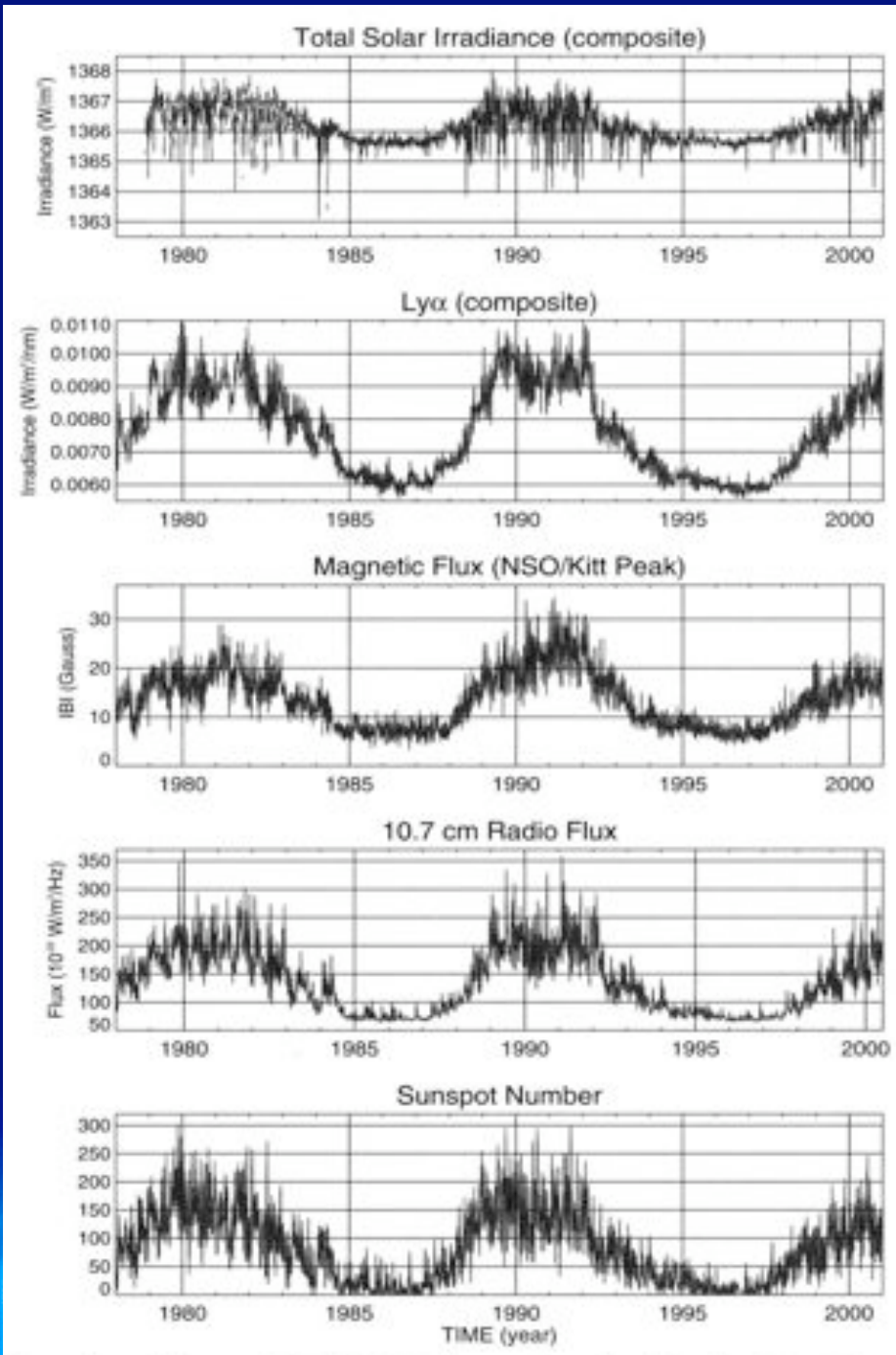
# Andere indices: zonneconstante



# Andere indices



*Alles wat je wilde weten ...*  
Werkgroep Zon, 8 nov 2008



'Proxy' tijdsreeksen voor de periode 1975 tot 2001 (*G. De Toma*)

*Alles wat je wilde weten ...*  
Werkgroep Zon, 8 nov 2008

# De vragen

Vuur!