

Accepted Manuscript


Space Climate and the Solar-Stellar Connection: What can we Learn from the Stars about Long-Term Solar Variability

Dibyendu Nandy, P.C.H. Martens

PII: S0273-1177(07)00194-9
DOI: [10.1016/j.asr.2007.01.079](https://doi.org/10.1016/j.asr.2007.01.079)
Reference: JASR 8742

To appear in: *Advances in Space Research*

Received Date: 1 November 2006
Revised Date: 12 January 2007
Accepted Date: 12 January 2007



Please cite this article as: Nandy, D., Martens, P.C.H., Space Climate and the Solar-Stellar Connection: What can we Learn from the Stars about Long-Term Solar Variability, *Advances in Space Research* (2007), doi: [10.1016/j.asr.2007.01.079](https://doi.org/10.1016/j.asr.2007.01.079)

This is a PDF file of an unedited manuscript that has been accepted for publication. As a service to our customers we are providing this early version of the manuscript. The manuscript will undergo copyediting, typesetting, and review of the resulting proof before it is published in its final form. Please note that during the production process errors may be discovered which could affect the content, and all legal disclaimers that apply to the journal pertain.

Space Climate and the Solar-Stellar Connection: What can we Learn from the Stars about Long-Term Solar Variability

Dibyendu Nandy* and P.C.H. Martens

*Department of Physics, Montana State University, Bozeman, Montana 59717,
USA*

Abstract

While it is well-known that solar variability influences the near-Earth Space environment at short timescales of days – an effect collectively termed as Space Weather, a more subtle influence of solar variability at longer timescales is also present and just beginning to be appreciated. Long-term solar forcing and its consequences – which has come to be known as Space Climate – has important consequences for the formation and evolution of planetary atmospheres, the evolution of life and global climate on Earth. Understanding the Sun's variability and its heliospheric influence at such scales, stretching from decennia to stellar and planetary evolutionary timescales, is therefore of fundamental importance. However, our knowledge of this variability, which is in part due to the evolution of the solar magnetic dynamo, is limited by direct solar observations which exist only from early 17th Century onwards. In this review we introduce a novel concept – how the Solar-Stellar connection can be exploited to understand the long-term variability of the Sun and its influence on Space Climate. We present some preliminary studies, in which, through theoretical dynamo modeling and analysis of magnetic activity observations of solar-like stars at various evolutionary phases relative to the Sun, we show how the above concept is implemented in practice.

Key words: Solar and Stellar Magnetic Fields, Solar Dynamo, Space Climate

* Corresponding Author Email address: nandi@mithra.physics.montana.edu

1 Introduction

The Sun's variable magnetic activity influences the heliospheric Space environment – within which sits the Solar System with all its planets, including the Earth. While flares and Coronal Mass Ejections originating on the Sun pose a serious hazard to astronauts, satellites, polar air-traffic, electric power grids and telecommunications facilities on short timescales on the order of days, the solar radiative output affects planetary and global climate on much longer timescales from decennia to stellar evolutionary timescales (Lean, 1997). The Sun radiates at different wavelengths; the total magnitude of this energy flux, its individual components (e.g., in visible, ultra-violet, extreme-ultra-violet and X-rays), and the changes in them, have important consequences for the evolution of planetary atmospheres such as that of the Earth – including the synthesis of organic molecules and early life-forms.

The sources of both explosive solar phenomena and changing solar radiative output can be traced back to the presence of magnetic fields on the Sun. Understanding the origin and evolution of solar magnetic fields and their impact on our environment is therefore a fundamental aspect of solar-terrestrial research. Magnetic fields of stars like the Sun are generated in their interior by a hydromagnetic dynamo mechanism involving complex non-linear interactions between the magnetic fields and plasma flows (Parker, 1955). While a complete description of this dynamo mechanism remains elusive, significant advances have been made recently in understanding certain aspects of it in the context of the Sun (See e.g., Nandy, 2003, 2004a; Charbonneau, 2005). It is important to realize, however, that our current understanding of long term solar variability (and hence the long term behavior of the solar dynamo) is limited by the availability of long term sunspot data – continuous observations of which only exist from the early 17th Century onwards. Although direct sunspot observation records do provide information up to century-scale solar variations (see e.g., Forgács-Dajka, Major and Borkovits, 2004), they cannot be used to study longer-term variations. While records of the cosmogenic isotopes ^{10}Be and ^{14}C in ice cores and tree rings, respectively, have been used as tracers of solar activity, this can only reconstruct the past activity going back a few thousand years (Beer et al., 1988; Stuiver and Braziunas, 1993). However, these are the only means available right now for deciphering long term solar activity on the order of thousands of years.

In this scenario, there is certainly a need for alternative approaches – motivated from a physical point of view – that can enhance our knowledge of solar activity from timescales of a few thousand years and stretching back to stellar and planetary evolutionary timescales on the order of billions of years. On the one hand, these alternative ideas can be used to test the reliability of current reconstruction methods. On the other hand, this knowledge will be

an independent basis for understanding how the solar dynamo output evolved over the past with increasing age of the Sun. Thus it will throw light on how the Sun's variability shaped planetary atmospheres and the Earth's global climate, clearly separating those due to anthropogenic forcing. Also, by extension, this knowledge can be used to predict solar variability at long time scales that may be relevant for future generations of humans and technologies in space.

Here we outline a novel approach to understanding long term solar variability – by recognizing that the Sun in its current state is but one realization of the state of the evolution of the dynamo mechanism – the Sun's magnetic past and future being equivalent to the activity of Sun-like stars in various evolutionary phases relative (i.e., younger and older) to the Sun. We seek to implement this approach by magnetic activity observations and magnetohydrodynamic (MHD) dynamo modeling of Sun-like stars in various phases of their evolution, such that we explore the dynamo parameter space spanning conditions that the Sun would have been in the past, and the Sun will be in the future.

In Section 2 we briefly review what we mean by Space Climate and discuss evidence of solar forcing on the global climate. In Section 3 we lay down the physical basis for the Sun-Climate link, highlighting its solar magnetic variability induced origin. In Section 4 we discuss how we can explore Solar-Stellar connection in the context of Space Climate and present some preliminary results from the “Stars as Suns” project – whose aim is to reconstruct the magnetic variability of a Sun-like star as it ages. Finally, in Section 5, we conclude with a discussion on the implications and cross-disciplinary relevance of the envisaged research.

2 Space Climate and the Sun-Climate Link

The term “Space Climate” is relatively new and rather loosely defined, and perhaps it is necessary here to elaborate on what we mean by it. The Sun's magnetic field and the solar wind that it spawns govern the heliosphere – the sphere of influence of the Sun. The variability of the Sun changes the magnetic and radiative environment within the heliosphere, including modulating energetic particle flux – effects of which are felt by planetary atmospheres and human technologies in Space. The subject of Space Climate encompasses research on the long-term changing electromagnetic and energetic particle environment within the heliosphere that is primarily governed by the Sun, its forcing on planetary systems, and the consequent response of the latter. As opposed to Space Weather, Space Climate deals with relatively slower (decennia to billions of years) changes in the Sun and their effect on the solar system; it also includes studies of those biological aspects related to environmental

radiation conditions, e.g., synthesis of organic molecules and early life-forms, that may be due to solar forcing.

Evidence of solar forcing at such long timescales primarily comes from its effect on Earth, which we are in a position to measure and document. This forcing is most likely to be similar across the solar system, although the magnitude of it and the response of individual planets could possibly be different. As far as our planetary habitat is concerned, numerous empirical relationships and statistical correlations exist between solar activity indicators and various components of global climate, including temperature, rainfall and indeed, major climatic events, some of which we discuss here.

A documented phase of reduced solar activity between 1645 and 1715 A.D. known as the Maunder minimum coincided with a period of long winters and global cooling on Earth (Eddy, 1976; Hoyt and Schatten, 1996). Solar forcing is also thought to be responsible for cyclic variations in climate and ecosystems during the Holocene (Hu et al., 2003). The 1470 year glacial climate cycle has also been associated with solar activity (Braun et al., 2005). Friis-Christensen and Lassen (1991) discovered a close relationship between the solar cycle period (length) and land air temperature in the past century; connections have also been found between solar activity and sea surface temperatures (White et al., 1997). More recent studies indicate that the Sun could have contributed up to 30% to the global warming observed in the last few decades (Solanki and Krivova, 2003; Scafetta and West, 2005, 2006) – the remainder of it then possibly caused by anthropogenic forcing through greenhouse gas emissions or other sources. Studies also link solar activity to cloud cover (Carslaw, Harrison and Kirkby, 2002) and variations in rainfall, e.g., the Indian monsoon (Bhattacharyya and Narasimha, 2005). Solar ultra-violet (UV) radiation also (destructively) affects the ozone layer in the upper atmosphere (McElroy and Salawitch, 1989) – this layer is widely believed to play a determinant role in global climate. Indeed, more and more such relationships between solar activity and terrestrial climate indicators are emerging from diverse interdisciplinary studies, revealing a profound link between the Sun and Climate – possibly established with the formation of the solar system and the birth of Earth about 4.6 billion years ago. Of course one can argue that many of the empirical Sun-Climate relationships don't really mean anything and could have arisen due to factors unaccounted for. The unknown factors here could be many, and possibly important; we are talking about climate after all. The goal of Space Climate research is then to critically examine the apparent Sun-Climate links and determine unambiguously to what extent the Sun and its variability are responsible and wherever possible, establish a clear physical basis for this forcing directly linking an effect on Earth to a cause originating in the Sun. In the next section we examine this issue to a greater detail focusing on two different physical processes – both due to the changing magnetism of the Sun, which directly affects Earth in distinct ways via different climate

parameters.

For more on Space Climate research, interested readers are referred to reviews by Lean (1997), de Jager (2005) and Versteegh (2005), the books “Solar Variability and its Effects on Climate” (Geophysical Monograph Series, 2004), “The Sun, Solar Analogs and the Climate” (Springer, 2005) and the topical issue of Solar Physics Journal (Mursula, Usokin and Cliver, 2004) containing papers presented at the “First International Symposium on Space Climate” held at Oulu, Finland. For a freely available general overview (although not peer reviewed) on Global Warming, its indicators and possible causes, see http://en.wikipedia.org/wiki/Global_warming/.

3 The Physical Basis of Solar Forcing on Climate: Total Solar Irradiance and Cosmic Ray Modulation

In this section we consider two physical ingredients that we believe lie at the heart of the Sun-Climate link. The first is the variation in the spectrally integrated total solar radiation – Total Solar Irradiance (TSI). The second is Cosmic Ray modulation by solar magnetic fields.

Magnetic fields in the solar photosphere contribute to TSI variations in and around the visible range of the electromagnetic spectrum, with other contributions coming from the overlying chromospheric and coronal layers at higher energies in UV, EUV, and X-rays (due to magnetically mediated heating, reconnection, or flaring events). The 11 year sunspot cycle modulates the number and distribution of sunspots seen on the solar surface. Although sunspots themselves suppress convective energy transport from below (due to their strong magnetic fields) therefore visibly appearing darker, the associated faculae, plage, and overlying magnetic loops contribute significantly to an overall brightening – therefore the TSI correlates positively with the number of sunspots and varies in phase with it over the solar cycle. In Figure 1 we plot the TSI variation over the last three sunspot cycles; the coupling between TSI and sunspot numbers is clearly evident.

The primary energy input to the Earth’s climate system is the total solar radiation quantified by TSI. Most of this energy is absorbed by the Earth’s atmosphere and surface and some part of it is reflected back (most notably by clouds). This solar radiative energy input and its variations play a determinant role in governing the global temperature; reconstructed solar irradiance variations and global temperature data reflects this connection (for reviews, see e.g., Lean, 1997 and Fröhlich, 2000). Although the extent and details of the TSI-temperature link are still a matter of active research, that this should be one of the major physical bases of solar forcing on the climate is beyond

doubt – given the clear correlation between sunspot activity and TSI and the direct role of the latter in climate models.

The Sun’s time-varying magnetic field also plays a crucial role in modulating the cosmic ray flux at Earth, and this is the other major factor that plays a role in terrestrial climate. The periodic appearance, decay, and spatiotemporal evolution of sunspot magnetic fields on the solar surface mediated via flux-transport processes (such as diffusion, differential rotation and meridional circulation) ultimately contribute to the large-scale solar dipolar and open flux (Solanki, Schüssler and Fligge 2000; Wang, Lean and Sheeley, 2005; Mackay, Priest and Lockwood, 2002; Mackay and van Ballegooijen, 2006). The open flux along with the solar wind spreads out across and beyond the solar system, defining the heliosphere. This magnetic field in the heliosphere traps incoming cosmic rays from galactic sources. When solar activity is higher, this is manifested in a correspondingly stronger magnetic flux in the heliosphere and therefore a lower cosmic ray flux at Earth. In Figure 2 we plot the variation in the neutron flux (a measure of cosmic rays) at Earth over the last half-century along with the sunspot record over the same period of time. The anti-correlation between the two is clearly evident. Higher solar activity results in lower cosmic ray flux at Earth and vice-versa.

Cosmic rays ionize matter in the Earth’s atmosphere and are therefore believed to play a role in seeding cloud formation (Svensmark, 1998). Beyond just resulting in rainfall, cloud cover also reflects back incoming solar radiation (thereby reducing the actual energy taken in by the Earth system) and hence provides a means for influencing the global temperature (Pallé et al., 2004). In summary then, the changing solar magnetic activity modulates cosmic rays and cloud cover – having consequences for Earth – the second possible physical link between the Sun-Climate system. We point out here that the physical processes underlying modulation of cloud cover by cosmic rays are not well established and still hotly debated in the Space Climate community; much more research needs to be done to completely uncover these details.

4 The Solar-Stellar Connection: Reconstructing the Activity-Age Relationship of a Sun-like Star

We have discussed evidence linking the Sun’s variability to the Earth’s climate and outlined the physical basis for this link. The Sun’s effect, evident in our terrestrial habitat, is also expected to extend to other planets in the solar system. Although this Sun-Climate link has been scientifically explored in recent times and the evidence uncovered points to the link existing for at least a few millennia, it is very likely that this link was established with the formation of the solar system about 4.6 billion years ago. Some questions

naturally arise then; what was the activity of the young Sun like; how did it evolve with age; how did this affect the evolution of planetary systems and the global climate; what is the future activity of the Sun going to be over its (main-sequence) lifetime and what does it imply for the ultimate fate of human beings? To answer these questions one needs to unravel past and future solar activity spanning a time of at least 10 billion years (which is believed to be the main-sequence lifetime of the Sun). Given the inadequacy of current activity reconstruction techniques for deciphering such long-term variation, the only solution is to look at other Sun-like stars. By studying a sample of solar-like stars with a wide distribution of ages relative to the Sun (i.e., younger and older) and modeling and observing their magnetic activity, one can then reconstruct solar variability spanning billions of years across its main-sequence lifetime and subsequently use this (in conjunction with information about the luminosity variation) to understand its effect on Space Climate. This is precisely our goal.

To uncover the magnetic past and future of a solar-like star, one first needs to understand the magnetohydrodynamic (MHD) dynamo mechanism that is at the heart of stellar magnetic activity. Assuming axisymmetry, the magnetic field in spherical polar coordinates (as appropriate for stellar geometries) can be expressed as

$$\mathbf{B} = B_\phi \mathbf{e}_\phi + \nabla \times (A \mathbf{e}_\phi). \quad (1)$$

The first term on the right hand side of the above equation is known as the toroidal component and the second term as the poloidal component of the magnetic field. The toroidal magnetic field is generated in stellar interiors by the stretching of the poloidal component by differential rotation (Parker, 1955). Due to their buoyancy, the strong toroidal flux tubes rise up radially from the base of the convection zone ultimately erupting through the surface as sunspots (or star-spots) of concentrated magnetic fields. The presence of rotation in stars generates a Coriolis force and helical turbulent convection. The combined effect of this is the tilting and twisting of the rising magnetic fields to re-generate the poloidal field (through a process known as the dynamo α -effect). This recycling of the toroidal and poloidal components of the magnetic fields, feeding on the kinetic energy of the plasma motion within stellar interiors, keeps the dynamo going (see e.g., Nandy and Choudhuri, 2001, 2002; Chatterjee, Nandy and Choudhuri 2004). There are of course many other details associated with the dynamo mechanism, including the role of diffusion and large scale circulation such as the meridional flow, but we do not address those complexities here. Interested readers are referred to the reviews by Nandy (2003, 2004a) and Charbonneau (2005) for details on the dynamo mechanism.

The nature of the dynamo for a star such as the Sun is expected to evolve over

the lifetime of the star with the evolution of the properties of its convection zone, primarily mediated through spin-down and angular momentum losses via stellar winds. This would result in a variation of the governing parameters, and hence overall output, of the star's dynamo with time. A measure of the efficiency of the dynamo mechanism is the dynamo number (N_d) – the ratio of the source terms to the dissipative terms in the dynamo equations – which depends on various physical properties of the stellar convection zone. The dynamo generated magnetic activity is stronger for higher dynamo numbers and vice-versa. Another important parameter which describes the evolutionary state of stellar convection zones is the Rossby number (R_o) – the ratio of the star's rotation period to its convective turn-over time. It can be shown that $N_d \sim 1/R_o^2$. For more details on these important dynamo parameters and the connection between them one can refer to Noyes, Weiss and Vaughan (1984) and Montesinos et al. (2001). Since the rotation period, depth of a star's convection zone and convective turn-over time change with stellar evolution both N_d and R_o are expected to evolve over any given star's lifetime. As stars age their rotation period increases, with a corresponding increase (decrease) in their Rossby (Dynamo) number. Indeed, one might therefore expect the nature and output of the dynamo to change over the lifetime of any given star and this change to be similar for solar-like stars. Consequently, modeling of stellar magnetic activity (for efforts that are part of this project see e.g., Nandy, 2004b; Wilmot-Smith et al., 2005, 2006) and observations of this activity in a varied sample of solar-like stars – at different main-sequence ages and with different rotation rates – can be used to gain insights into the temporal evolution of the solar dynamo mechanism.

Since the dynamo and Rossby numbers are coupled to the star's age and they are the primary determinant of dynamo action, it would be worthwhile to see how the stellar magnetic output varies in theory with changing dynamo and Rossby numbers. In Figure 3 we show a simulated variation in the amplitude and period of dynamo activity with these parameters from a reduced (with the removal of all spatial dependence) – dynamo model (Wilmot-Smith et al., 2006) that includes time-delays to mimic the finite time required for flux transport between the spatially segregated dynamo source regions (a situation that is expected in stellar interiors). The result from this general model which can, in principle, be applied to study activity in stars with different properties and spanning different dynamo parameters, shows that the amplitude of magnetic activity is strongly coupled to the dynamo number, increasing with higher dynamo numbers (equivalently decreasing with higher Rossby numbers since $N_d \sim 1/R_o^2$). This already provides a hint of how the dynamo activity should vary with stellar age – which we explore below.

We now turn to stellar observations. As a part of our ongoing efforts we are working with a sample of solar-like stars ranging in spectral class from F2 to K2, which have properties similar to that of the Sun and which have been ob-

served in chromospheric Ca H+K (UV wavelength) and coronal X-ray emission – both indicators of stellar magnetic activity.

The added constraint for building the stellar database is that measurements of the stars' rotation rates (or period) should exist. Another important factor is that the stars should span a wide range in main-sequence ages so that the activity-age relationship can be established. For some of the stars the age has been determined by association with a cluster or by other means, while for others the age information doesn't exist. However it turns out that as stars age, they spin-down due to angular momentum losses via stellar winds and there is a clear relationship between the rotation period and age. We use those stars in our sample that have both the rotation period and age information to establish this empirical relationship (see Figure 4). Following this we use the rotation period-age relationship to figure out the ages of those stars in our sample that did not have the ages pre-determined. Subsequently we use information about the rotation period and convective turn-over time (wherever available in the published literature) to calculate the star's Rossby number and establish its relationship to age. Figure 5 shows this relationship, namely that the Rossby number increases with age. Therefore, based on theoretical considerations as outlined earlier, one might expect the magnetic activity level to decline with age.

The Mount Wilson project has compiled over 25 years of Ca H+K emission data from a wide variety of stars (Wilson, 1978; Baliunas et al., 1983, 1985; Noyes et al., 1984; Saar and Brandenburg, 1999), many of them solar-like. For some of these stars, the apparent magnetic activity periods (inferred from the temporal variation in the Ca H+K emission) have also been documented. The chromospheric Ca H+K emission is a result of non-thermal heating associated with magnetic field. Stellar coronal X-ray emission (due to magnetic heating of the corona) has also been observed in many solar-like stars (see e.g., Hempelmann, Schmitt and Stepien, 1996; Messina and Guinan, 2002; Micela and Marino, 2003; Güdel, 2004).

We associate the Ca H+K and X-ray flux from stars in our sample with their age, and combine them to reconstruct the variation in the emission levels with age. First we explore the variation in the apparent magnetic activity periods (this information exists only for those stars with chromospheric emission measurements) with age in Figure 6. We find that there is no significant observed trend in the magnetic activity period versus age relationship – implying that the magnetic cycle period of a Sun-like star is independent of age. Finally we explore the relationship between the magnetic activity amplitude manifested in the chromospheric and coronal emission levels. The results (Figure 7 and Figure 8), although preliminary, clearly show that the magnetic activity of a Sun-like star declines over its main-sequence lifetime of about ten billion years. The exact details of this activity-age relationship – in a much more expanded

stellar sample – will be explored in the future.

5 Concluding Remarks

Here we have outlined a novel concept – utilizing the solar-stellar connection to decipher long-term solar variability. We have also presented preliminary results from the “Stars as Suns” project to demonstrate how this concept can be implemented in practice. Our focus is to illuminate the relatively unexplored role played by solar forcing in shaping planetary climate and habitat by uncovering the long-term evolution of the Sun’s activity. In our studies we are exploring the Solar-Stellar connection; there is much to be learned from the stars. On the one hand we are studying the theoretical aspects of solar and stellar magnetic field generation and its evolution with stellar age through dynamo modeling. On the other hand, we are complementing this by observational analysis of stellar luminosity and magnetic activity data. This dataset is not complete, and indeed sparse, but work is ongoing to supplement it. In this context, a targeted space mission to study the magnetic activity in various wavelengths of a wide sample of solar-like stars would be extremely timely. Our studies also need to be supplemented by detailed numerical MHD modelling of stellar evolution and the variation of stellar processes such as differential rotation and meridional circulation (that have implications for the dynamo mechanism) with stellar age; such efforts are just beginning (Allan Sacha Brun, private communication).

The wider implication of the evolution of the solar dynamo mechanism in the context of Space Climate research has become evident in recent times and so have the scope and relevance of the “Stars as Suns” project become substantially larger and important. Beyond its connection with just the global temperature as suggested by the climatological record, the changing Sun and its changing radiation over the past billions of years must have played a crucial role in the modulation of the climate system of the “young” Earth and in the evolution of primitive life-forms in planetary atmospheres. For example, the “young” Sun’s higher EUV radiation or lower luminosity could have affected the synthesis of amino acids and nucleic acids; thus a quantitative estimate of the early Earth’s radiation environment is crucial for discriminating between competing theories for the origin of life, e.g., the cold incubator versus the hot primordial soup (John Priscu, private communication). Conversely, solar radiation could have played a negative role in the destruction of life-forms on planets lacking a protective magnetosphere. Looking ahead, for long term planning of the future direction of humans and other living organisms on Earth and associated technologies, one needs to have an idea of how solar activity will change in the distant future. Indeed, the stakes for unravelling long-term solar variability and its impact on Space Climate are high.

Acknowledgments: The presented ideas and the “Stars as Suns” project were originally envisaged by the authors of this paper; however, the preliminary results reported here also involve significant contributions from several students. These include Antonia Wilmot-Smith, Sarah Lakatos, Jenna Rettenmeyer and Andrés Muñoz. The stellar magnetic activity data used have been compiled from various published sources and projects, and we acknowledge those contributions. We are also thankful to Loren Acton, John Prisco, Duncan Mackay and Steve Saar for useful conversations on various aspects of our work. Finally, we gratefully acknowledge NASA’s Living With a Star Program for supporting this project through grant NNG05GE47G.

References

Baliunas, S.L., Hartman, L., Noyes, R.W., et al. Stellar rotation in lower main-sequence stars measured from time variations in H and K emission-line fluxes. II - Detailed analysis of the 1980 observing season data. *Astrophys. J.*, 275, 752-772, 1983.

Baliunas, S.L., Horne, J.H., Porter, A., et al. Time-series measurements of chromospheric CA II H and K emission in cool stars and the search for differential rotation. *Astrophys. J.*, 294, 310-325, 1985.

Beer, J., Siegenthaler, U., Oeschger, H. et al. Information on past solar activity and geomagnetism from Be-10 in the Camp Century ice core. *Nature*, 331, 675-679, 1988.

Bhattacharyya, S., Narasimha, R. Possible association between Indian monsoon rainfall and solar activity. *Geophys. Res. Lett.*, 32, 05813, 2005.

Braun, H., Christl, M., Rahmstorf, S., et al. Possible solar origin of the 1,470-year glacial climate cycle demonstrated in a coupled model. *Nature*, 438, 208-211, 2005.

Carslaw, K.S., Harrison, R.G., Kirkby, J. Cosmic Rays, Clouds, and Climate. *Science*, 298, 1732-1737, 2002.

Charbonneau, P. Dynamo Models of the Solar Cycle. *Living Rev. Solar Phys.*, 2, 2, 2005.

Chatterjee, P., Nandy, D., Choudhuri, A.R. Full-sphere simulations of a circulation-dominated solar dynamo: Exploring the parity issue. *Astron. Astrophys.*, 427, 1019-1030, 2004.

de Jager, C. Solar Forcing of Climate. 1: Solar Variability. *Space Science Rev.*,

120, 197-241, 2005.

Eddy, J.A. The Maunder Minimum. *Science*, 192, 1189-1202, 1976.

Forgács-Dajka, E., Major, B., Borkovits, T. Long-term variation in distribution of sunspot groups. *Astron. Astrophys.*, 424, 311-315, 2004.

Friis-Christensen, E., Lassen, K. Length of the solar cycle: an indicator of solar activity closely associated with climate. *Science*, 254, 698-700, 1991,

Fröhlich, C. Observations of Irradiance Variations. *Space Science Rev.*, 94, 15-24, 2000.

Güdel, M. X-ray astronomy of stellar coronae. *Astron. Astrophys. Rev.*, 12, 71-237, 2004.

Hempelmann, A., Schmitt, J.H.M.M., Stepien, K. Coronal X-ray emission of cool stars in relation to chromospheric activity and magnetic cycles. *Astron. Astrophys.*, 305, 284-295, 1996.

Hoyt, D.V., Schatten, K.H. How well was the Sun observed during the Maunder minimum?. *Sol. Phys.*, 165, 181-192, 1996.

Hu, F.S., Kaufman, D., Yoneji, S., et al. Cyclic Variation and Solar Forcing of Holocene Climate in the Alaskan Subarctic. *Science*, 301, 1890-1893, 2003.

Lean, J. The Sun's Variable Radiation and Its Relevance For Earth. *Ann. Revs. Astron. Astrophys.*, 35, 33-67, 1997.

Mackay, D.H., Priest, E.R., Lockwood, M. The Evolution of the Sun's Open Magnetic Flux - II. Full Solar Cycle Simulations. *Sol. Phys.*, 209, 287-309, 2002.

Mackay, D.H., van Ballegooijen, A.A. Models of the Large-Scale Corona. II. Magnetic Connectivity and Open Flux Variation. *Astrophys. J.*, 642, 1193-1204, 2006.

McElroy, M.B., Salawitch, R.J. Changing Composition of the Global Stratosphere. *Science*, 243, 763-770, 1989.

Messina, S., Guinan, E.F. Magnetic activity of six young solar analogues I. Starspot cycles from long-term photometry. *Astron. Astrophys.*, 393, 225-237, 2002.

Micela, G., Marino, A. A comparison between the X-ray variable Sun and solar-like main sequence stars. *Astron. Astrophys.*, 404, 637-643, 2003.

Montesinos, B., Thomas, J.H., Ventura, P., et al. A new look at the relationship between activity, dynamo number and Rossby number in late-type stars. *Mon. Not. Roy. Astron. Soc.*, 326, 877-884, 2001.

Mursula, K., Usokin, I., Cliver, E. Preface. *Sol. Phys.*, 224, 3-4, 2004.

Nandy, D. Reviewing solar magnetic field generation in the light of helioseismology. in: Sawaya-Lacoste, H. (Eds.), *Proceedings of the SOHO 12/GONG+ 2002 Meeting*, ESA SP-517, 123-128, 2003.

Nandy, D. Meridional Circulation and the Solar Magnetic Cycle. in: Danesy, D. (Eds.), *Proceedings of the SOHO 14/ GONG 2004 Meeting*, ESA SP-559, 241-250, 2004a.

Nandy, D. Exploring Magnetic Activity from The Sun to the Stars. *Sol. Phys.*, 224, 161-169, 2004b.

Nandy, D., Choudhuri, A.R. Toward a Mean Field Formulation of the Babcock-Leighton Type Solar Dynamo. I. α -Coefficient versus Durney's Double-Ring Approach. *Astrophys. J.*, 551, 576-585, 2001.

Nandy, D., Choudhuri, A.R. Explaining the Latitudinal Distribution of Sunspots with Deep Meridional Flow. *Science*, 296, 1671-1673, 2002.

Noyes, R.W., Hartmann, L.W., Baliunas, S.L., et al. Rotation, convection, and magnetic activity in lower main-sequence stars. *Astrophys. J.*, 279, 763-777, 1984.

Noyes, R.W., Weiss, N.O., Vaughan, A.H. The relation between stellar rotation rate and activity cycle periods. *Astrophys. J.*, 287, 769-773, 1984.

Pallé, E., Goode, P.R., Montañés-Rodríguez, P., Koonin, S.E. Changes in Earth's Reflectance over the Past Two Decades. *Science*, 304, 1299-1301, 2004.

Parker, E.N. Hydromagnetic Dynamo Models. *Astrophys. J.*, 122, 293-314, 1955.

Saar, S.H., Brandenburg, A. Time Evolution of the Magnetic Activity Cycle Period. II. Results for an Expanded Stellar Sample. *Astrophys. J.*, 524, 295-310, 1999.

Scafetta, N., West, B.J. Estimated solar contribution to the global surface warming using the ACRIM TSI satellite composite. *Geophys. Res. Lett.*, 32, 18713, 2005.

Scafetta, N., West, B.J. Phenomenological solar signature in 400 years of reconstructed Northern Hemisphere temperature record. *Geophys. Res. Lett.*,

33, 17718, 2006.

Solanki, S. K., Krivova, N.A. Can solar variability explain global warming since 1970?. *J. Geophys. Res.*, 108, 7, 2003.

Solanki, S.K., Schüssler, M., Fligge, M. Evolution of the Sun's large-scale magnetic field since the Maunder minimum. *Nature*, 408, 445-447, 2000.

Stuiver, M., Braziunas, T.F. Sun, ocean, climate and atmospheric $^{14}\text{CO}_2$: an evaluation of causal and spectral relationships. *Halocene*, 3, 289-305, 1993.

Svensmark, H. Influence of Cosmic Rays on Earth's Climate. *Phys. Rev. Lett.*, 81, 5027-5030, 1998.

Versteegh, G.J.M. Solar Forcing of Climate. 2: Evidence from the Past. *Space Science Rev.*, 120, 243-286, 2005.

Wang, Y.-M., Lean, J.L., Sheeley, Jr., N.R. Modeling the Sun's Magnetic Field and Irradiance since 1713. *Astrophys. J.*, 625, 522-538, 2005.

White, W.B., Lean, J., Cayan, D.R., Dettinger, M.D. A response of global upper ocean temperature to changing solar irradiance. *J. Geophys. Res.*, 102, 3255-3266, 1997.

Wilmot-Smith, A.L., Martens, P.C.H., Nandy, D., Priest, E.R., Tobias, S.M. Low-order stellar dynamo models. *Mon. Not. Roy. Astron. Soc.*, 363, 1167-1172, 2005.

Wilmot-Smith, A.L., Nandy, D., Horning, G., Martens, P.C.H. A Time Delay Model for Solar and Stellar Dynamos. *Astrophys. J.*, 652, 696-708, 2006.

Wilson, O.C. Chromospheric variations in main-sequence stars. *Astrophys. J.*, 226, 379-396, 1978.

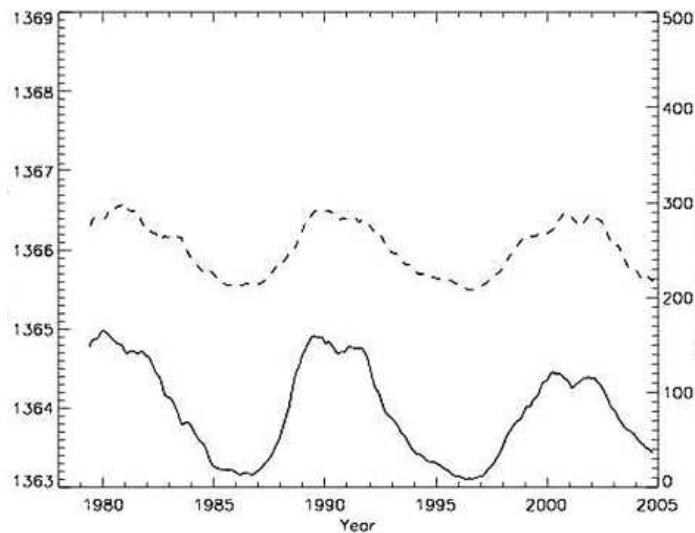


Fig. 1. The dashed curve shows the variation in TSI (magnitude depicted on left-vertical axis in Watts/square meter) over time while the solid curve shows the solar cycle variation in the number of sunspots (right-vertical axis) on the solar photosphere over the same period of time (monthly averages smoothed with a 13 month algorithm). The TSI variation is coupled to solar activity and varies in phase with it. The TSI data is courtesy of the World Radiation Center (Davos) and the sunspot data is courtesy of the Solar Influences Data Analysis Center (Belgium).

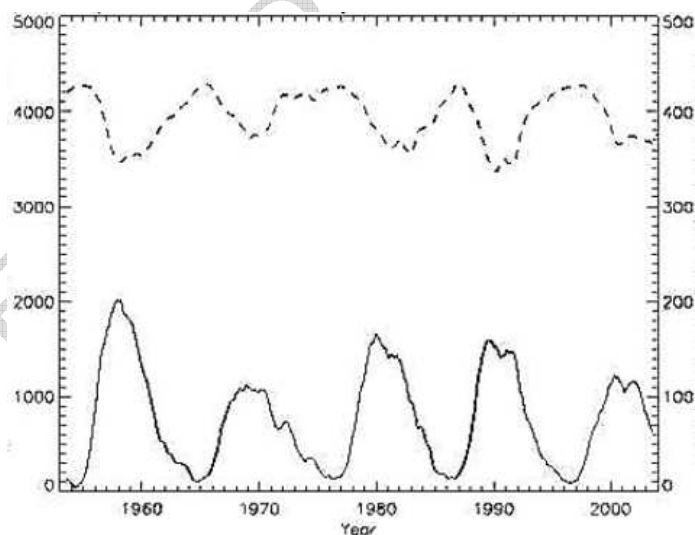


Fig. 2. The dashed line shows the variation in the cosmic ray flux (magnitude depicted on left-vertical axis in Neutron counts/hour) and the solid line the variation in sunspot numbers (right-vertical axis) as observed over the last half-century. The anti-correlation between the two is clear. The smoothing algorithm is the same as in Figure 1. The cosmic ray data is courtesy the CLIMAX Neutron Monitor (Colorado).

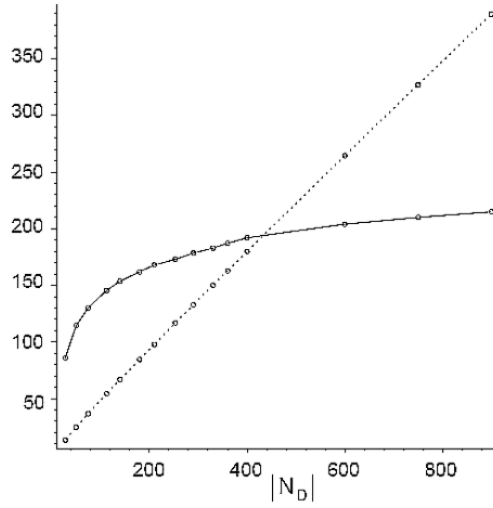


Fig. 3. Plotted are the variations in the amplitude (dotted line) and cycle period (solid line) of dynamo activity with the magnitude of the dynamo number. The y-axis shows the value of the activity amplitude and period in dimensionless units while the x-axis, from left to right, shows increasing magnitudes of the dynamo number and correspondingly decreasing values of the Rossby number. This plot, from one of our solar and stellar dynamo models, shows the generic result that the amplitude of the dynamo activity increases with increasing dynamo number (and correspondingly, decreasing Rossby number); from Wilmot-Smith et al. (2006).

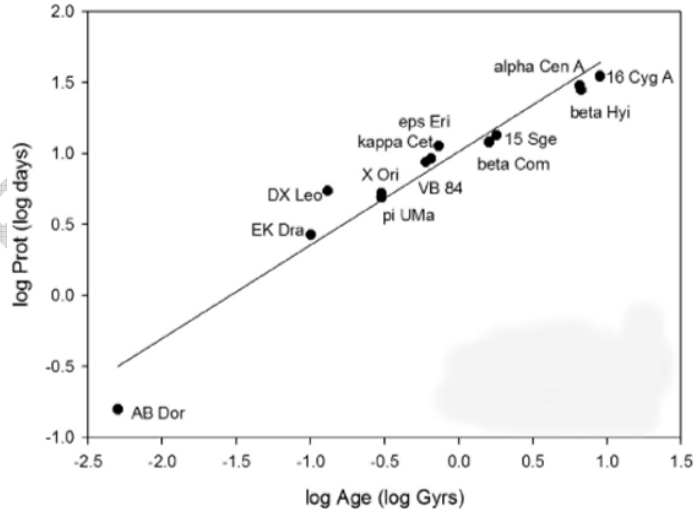


Fig. 4. The rotation rate versus age relationship in a subset of our stellar sample in which the star's age could be determined independently. The rotation period is plotted on the y-axis and the age on the x-axis (in log of Giga-years [Gyrs]). The linear best-fit slope is 0.658.

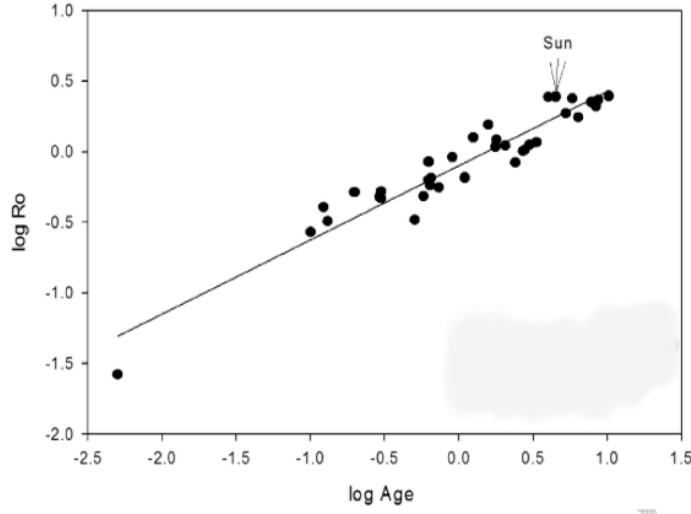


Fig. 5. The Rossby number (y-axis) versus age (x-axis; in log of Gyrs) relationship as determined from our stellar sample. The Rossby number R_o is seen to increase with the star's age. The linear best-fit slope is 0.525. Since the dynamo number $N_d \sim 1/R_o^2$ and a decrease in the dynamo number results in less efficient dynamo amplification of magnetic fields, it is theoretically expected that the level or amplitude of dynamo generated magnetic activity will decrease with age.

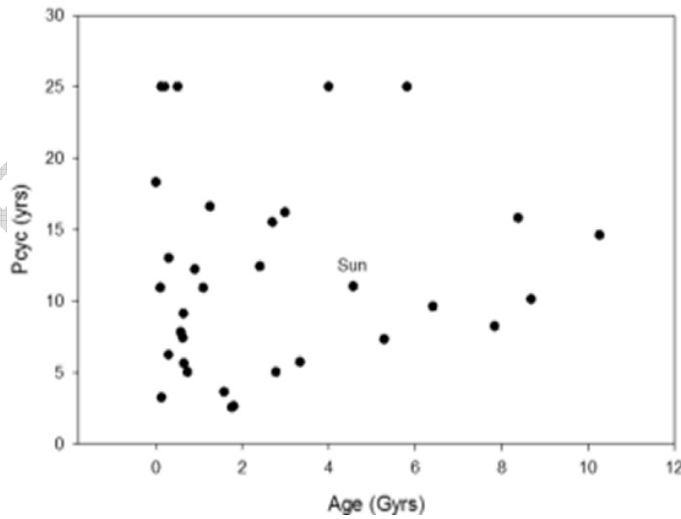


Fig. 6. The magnetic activity period (y-axis; in years) versus age (x-axis; in Gyrs) relationship in a subset of our stellar sample for which period measurements exist. No statistically significant trend is recovered in this sample.

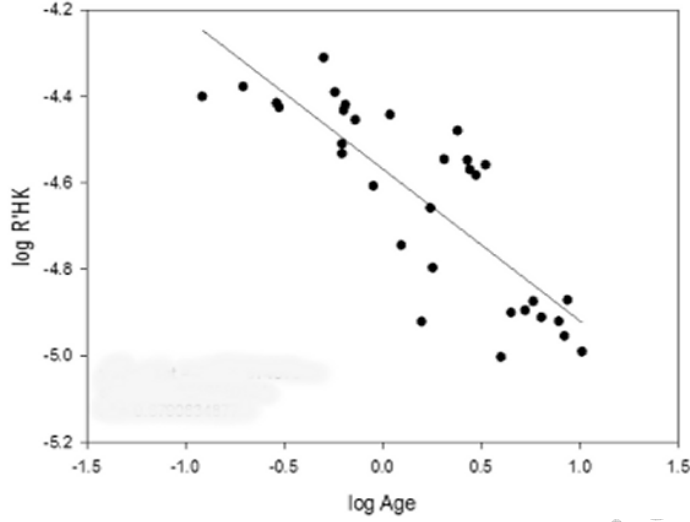


Fig. 7. Plotted here is the age dependence of chromospheric Ca H+K flux in our sample of stars. On the y-axis is a particular measure of the Ca H+K flux (attributed to magnetic activity) and on the x-axis is age (in log of Gyrs). The linear best-fit slope is -0.352. The data for the chromospheric emission has been compiled from various published sources related to the Mount Wilson project. The level of magnetically mediated chromospheric emission clearly decreases with age.

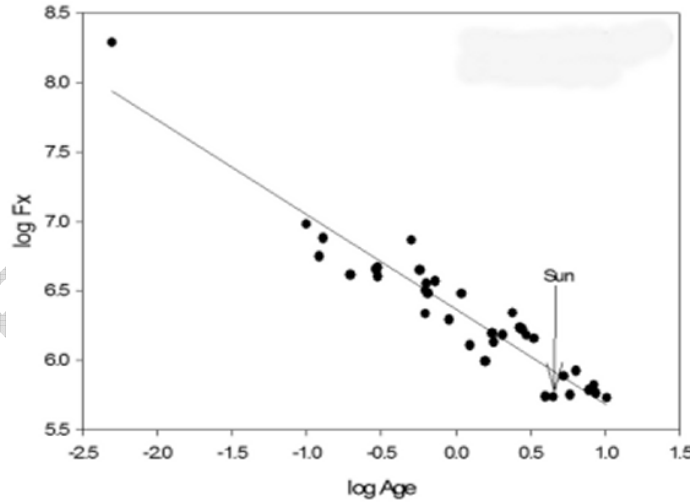


Fig. 8. The age (x-axis; in log of Gyrs) dependence of the stellar coronal X-ray flux (y-axis) is shown here. The linear best-fit slope is -0.681. The stellar X-ray flux has been determined from various published sources utilizing data from ROSAT, XMM-Newton, and other X-ray surveys. The stellar coronal X-ray emission is seen to decrease with age; the dependency is more pronounced and tighter than that for Ca H+K emission, indicating that X-rays may be a more useful diagnostic for such investigations.